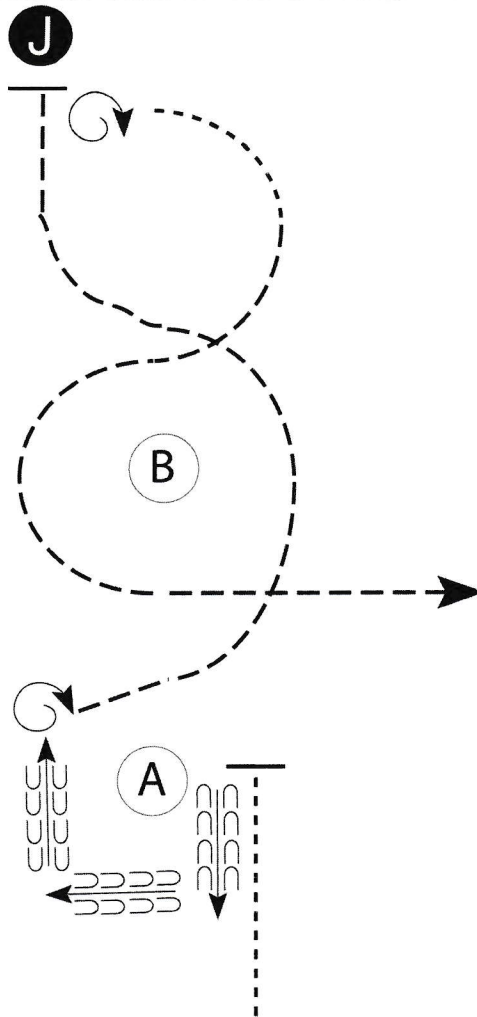


Dal Worth

All Showmanship

www.HorseShowPatterns.com

www.HorseShowPatterns.com



Be ready before A.

1. Walk to A.
2. Stop and back around A.
3. Perform a 1 3/4 turn.
4. Trot around B and to Judge.
5. Stop and set up for inspection..
6. When dismissed perform a 1 1/4 turn.
8. Walk 1/4 circle.
9. Trot around B and to exit as shown.

Follow the instructions of your ring steward.

Walk	-----
Trot	----- -----
Back	----- ----- ←-----
Marker	ⓑ
Judge	ⓐ

[S/3-84]

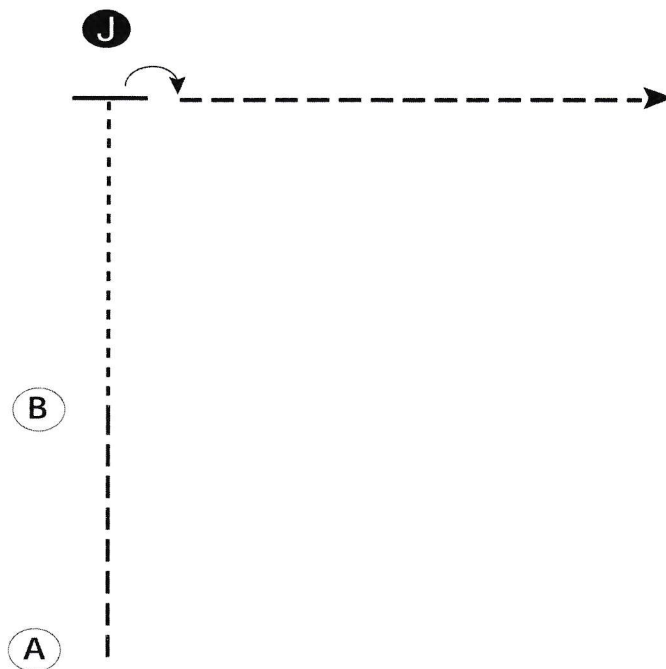
Pattern Provided by:

Dal Worth

All Walk Trot Showmanship

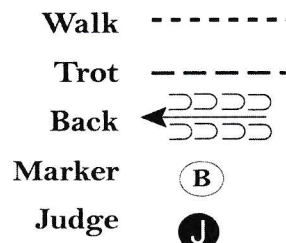
www.HorseShowPatterns.com

www.HorseShowPatterns.com



Be ready at A.

1. Trot from A to B.
2. Walk from B to the judge.
3. Stop and set up for inspection.
4. When dismissed, turn 90 degrees.
5. Trot away from judge and follow the instructions of your ring steward.

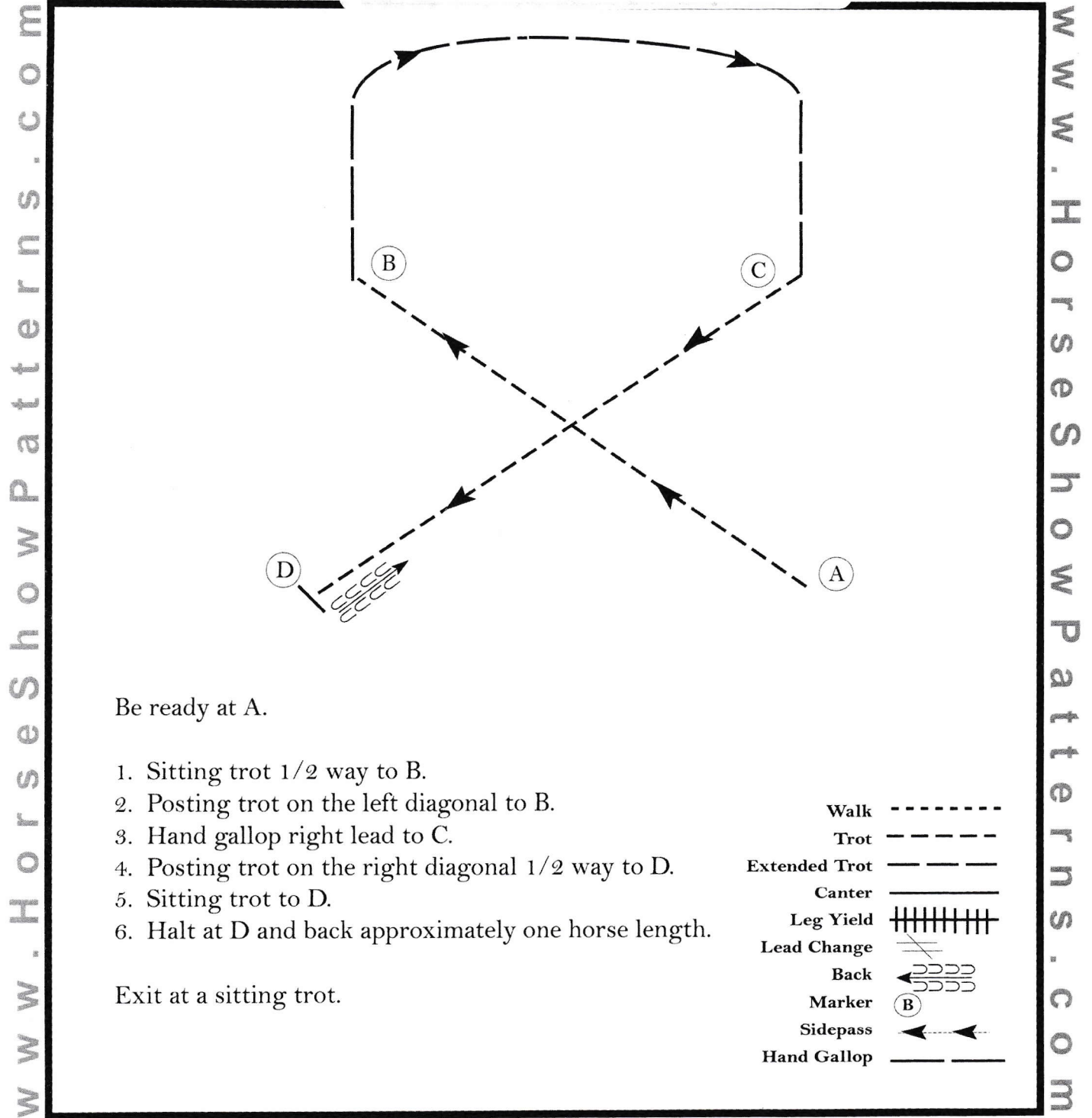


[S/WT-10]

Pattern Provided by:

Dal Worth

All Hunt Seat Equitation



[HSE/2-23]

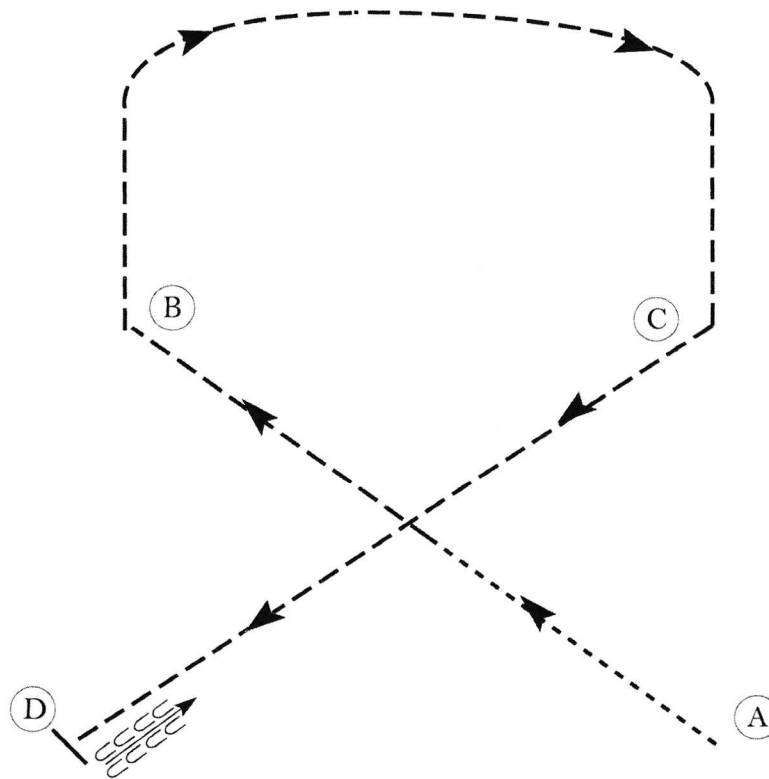
Pattern Provided by:

Dal Worth

Walk Trot Hunt Seat Equitation

www.HorseShowPatterns.com

www.HorseShowPatterns.com



Be ready at A.

1. Walk 1/2 way to B.
2. Posting trot on the left diagonal to B.
3. Sitting trot to C.
4. Posting trot on the right diagonal 1/2 way to D.
5. Sitting trot to D.
6. Halt at D and back approximately one horse length.

Exit at a sitting trot.

Walk	-----
Trot	- - - - -
Extended Trot	—————
Canter	—————
Leg Yield	
Lead Change	—/—
Back	←←←←←
Marker	Ⓚ
Sidepass	←-----→
Hand Gallop	—————

[HSE/WT-23]

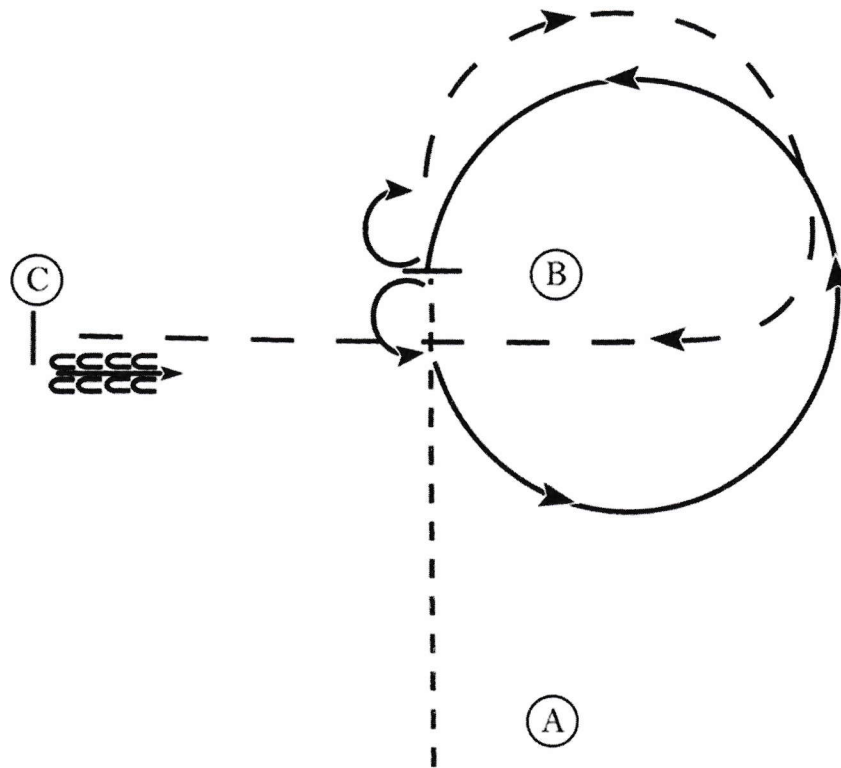
Pattern Provided by:

Dal Worth

All Western horsemanship class

www.HorseShowPatterns.com

www.HorseShowPatterns.com



1. Jog A to B
2. Stop at B and perform a 180 degree turn to the left
3. Lope a circle around B on the left lead
4. Stop at B and perform a 180 degree turn to the right
5. Extend the jog in a circle around B and continue to C
6. Stop at C and back approximately one horse length.

Walk
Jog	-----
Extended Jog	-----
Lope	————
Leg Yield	
Lead Change	↙↘
Back	←←←←
Marker	⊙
Sidepass	←-----→

[WH/2-37]

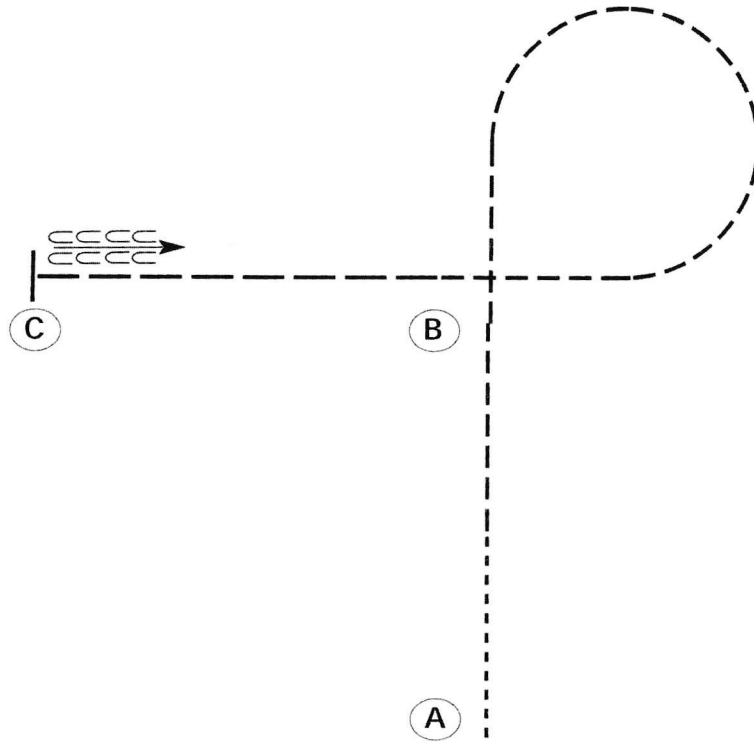
Pattern Provided by:

Dal Worth

All Walk Trot Horsemanship Classes

www.HorseShowPatterns.com

www.HorseShowPatterns.com



Be ready at A.

1. Walk from A 1/2 way to B.
2. Jog the rest of the way to B.
3. Jog a circle to the right.
4. Extend the jog from B to C.
5. Stop at C and back one horse length.

Retire to the rail or line up at a jog.

Walk
Jog	-----
Extended Jog	- - - - -
Lope	—————
Leg Yield	
Lead Change	///
Back	←←←←← ←←←←←
Marker	ⓑ
Sidepass	←-----→

[WH/WT-35]

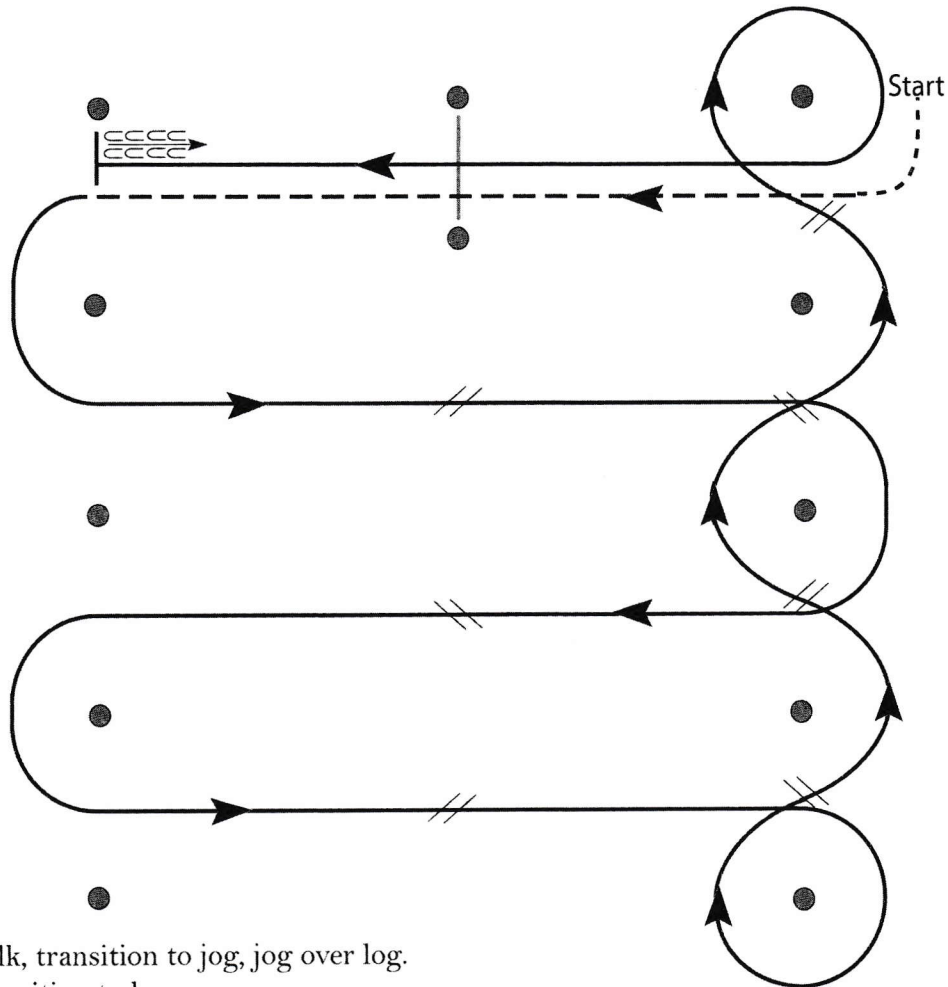
Pattern Provided by:

Dal Worth

Western Riding All classes

www.HorseShowPatterns.com

www.HorseShowPatterns.com



1. Walk, transition to jog, jog over log.
2. Transition to lope.
3. First crossing change.
4. Second crossing change.
5. Third crossing change.
6. Circle and first line change.
7. Second line change.
8. Third line change.
9. Fourth line change and circle.
10. Lope log.
11. Lope, stop and back.

[WR/OP-2]

Pattern Provided by: