

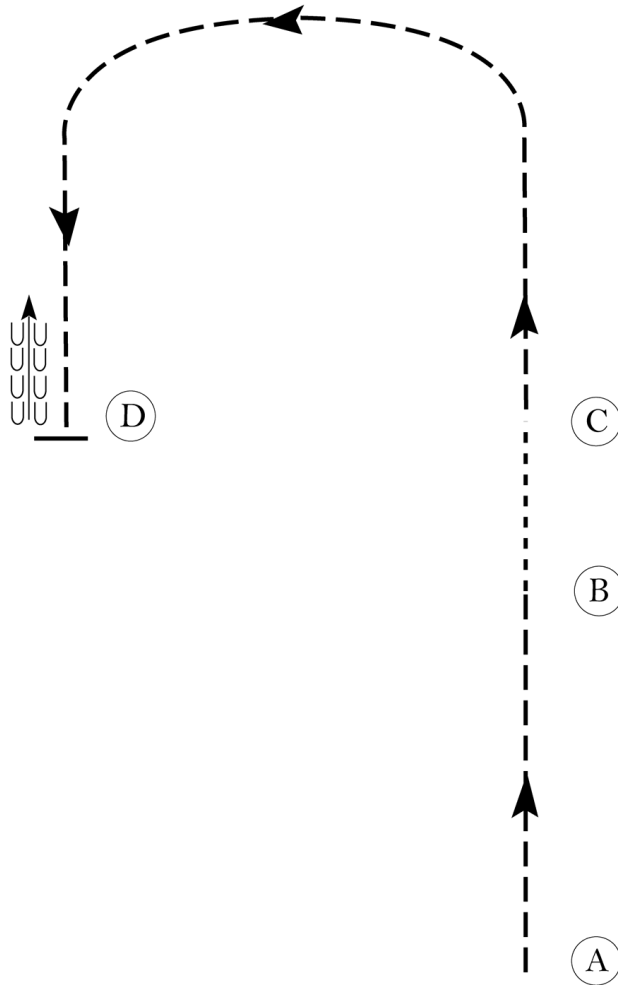
# Dal-Worth Spring Spectacular

## All Walk/Trot Hunt Seat Eq (Classes 265-271)

Show Date: 04-29-2022

w w w . H o r s e S h o w P a t t e r n s . c o m

w w w . H o r s e S h o w P a t t e r n s . c o m



Be ready at A.

1. Posting trot on the left diagonal from A to B.
2. Walk from B to C.
3. Posting trot on the right diagonal from C to D.
4. Stop and back approximately one horse length at D.

Exit at a sitting trot.

Walk	-----
Trot	- - - - -
Extended Trot	— — — — —
Canter	—————
Leg Yield	
Lead Change	— / —
Back	← ← ← ← ←
Marker	(B)
Sidepass	← — — — — ←
Hand Gallop	— — — — —

[HSE/WT-20]

Pattern Provided by:

*The Judges*

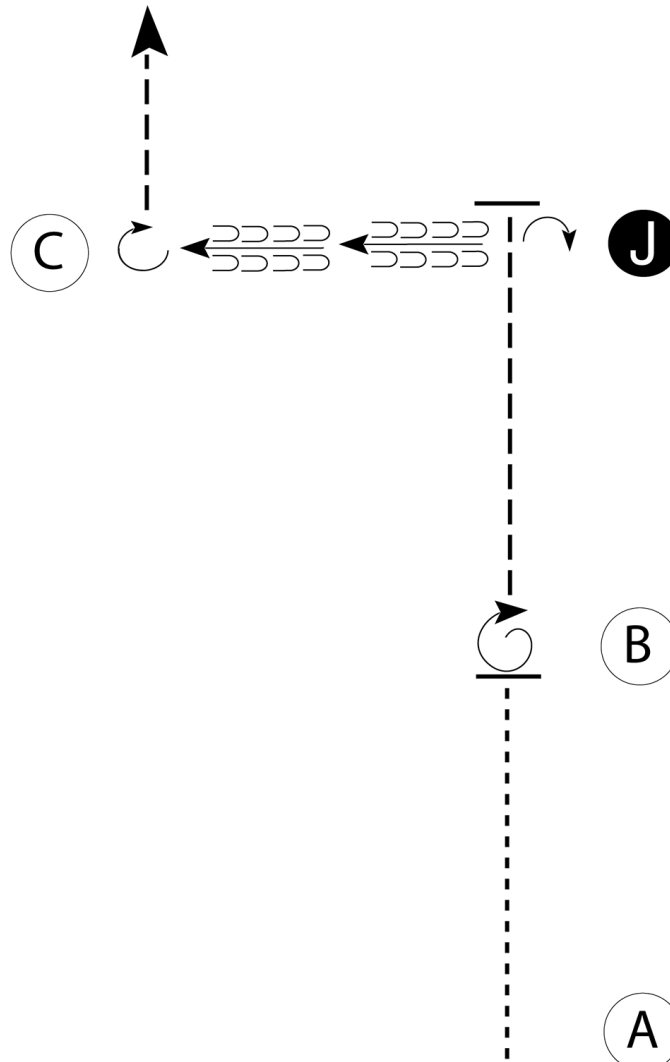
# Dal-Worth Spring Spectacular

## All Showmanship (except Novice)

Show Date: 04-29-2022

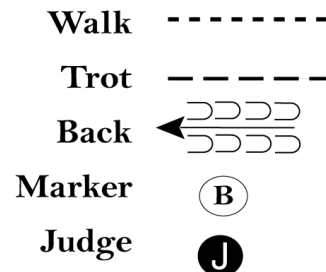
w w w . H o r s e S h o w P a t t e r n s . c o m

w w w . H o r s e S h o w P a t t e r n s . c o m



Be ready at A.

1. Walk A to B.
2. Stop at B and perform a 360 degree turn.
3. Trot until even with Judge.
4. Stop and perform a 90 degree turn; set up for inspection.
5. When dismissed, back to C.
6. Perform a 270 degree turn and trot straight away.



Follow the instructions of your ring steward.

[S/2-4]

Pattern Provided by:

*The Judges*

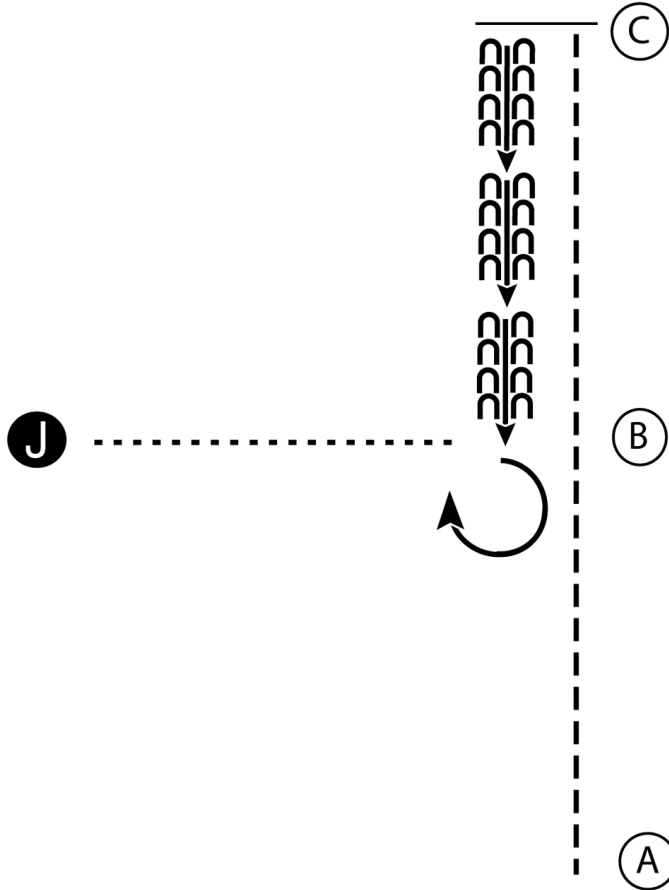
# Dal-Worth Spring Spectacular

## Class 97 - Novice NP Showmanship

Show Date: 04-29-2022

w w w . H o r s e S h o w P a t t e r n s . c o m

w w w . H o r s e S h o w P a t t e r n s . c o m



1. Trot from A to C.
2. Stop at C.
3. Back to B.
4. Perform a 270 degree turn.
5. Walk to the judge and set up for inspection.
6. When dismissed walk to line-up.

Walk .....  
Trot - - - - -  
Back ← C C C C C  
Marker (B)  
Judge (J)

[S/1-3]

Pattern Provided by:

*The Judges*



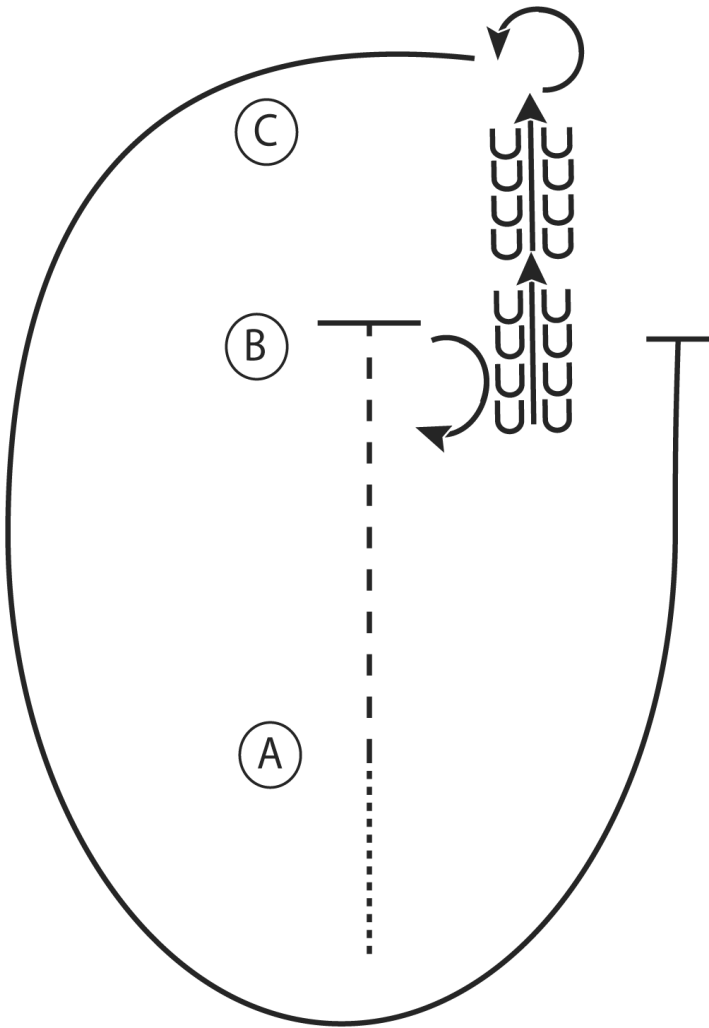
# Dal-Worth Spring Spectacular

Classes 157, 165-175 (All Horsemanship except Walk/rot)

Show Date: 04-29-2022

w w w . H o r s e S h o w P a t t e r n s . c o m

w w w . H o r s e S h o w P a t t e r n s . c o m



1. Walk to A
2. Jog A to B
3. Stop at B and perform a 180 degree turn to the right
4. Back to C
5. At C perform a 270 degree turn to the left
6. Lope a circle around A, returning to B
7. Stop at B

Walk	.....
Jog	-----
Extended Jog	- - - - -
Lope	—————
Leg Yield	
Lead Change	///
Back	←←← →→→
Marker	Ⓚ
Sidepass	←- - - ->

[WH/2-14]

Pattern Provided by:

*The Judges*

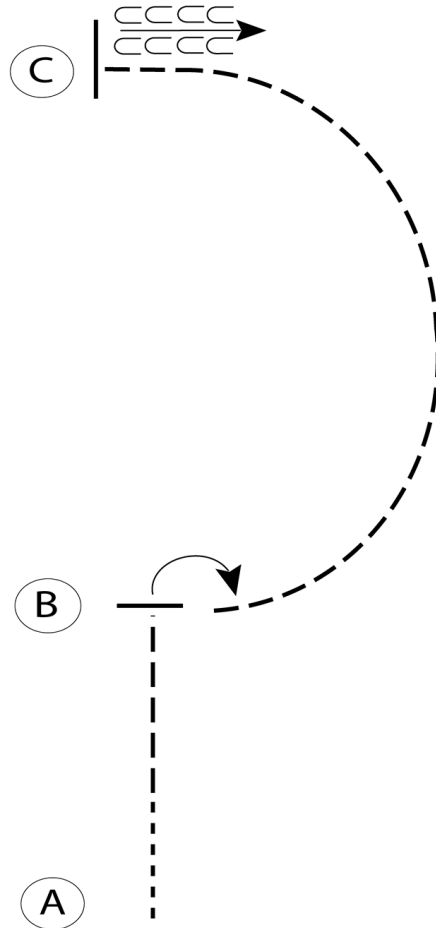
# Dal-Worth Spring Spectacular

## Classes 158-164 (All Walk/Trot Horsemanship)

Show Date: 04-29-2022

w w w . H o r s e S h o w P a t t e r n s . c o m

w w w . H o r s e S h o w P a t t e r n s . c o m



1. Be ready at A
2. Walk four steps from A.
3. Jog to B and stop.
4. Perform a 90 degree turn to the right on the hindquarters.
5. Jog a half circle to C.
6. At C stop and back four steps.

Walk	-----
Jog	- - - - -
Extended Jog	- - - - -
Lope	—————
Leg Yield	
Lead Change	— / —
Back	← ← ← ←
Marker	⊙ B
Sidepass	← — — — — →

[WH/WT-16]

Pattern Provided by:

*The Judges*

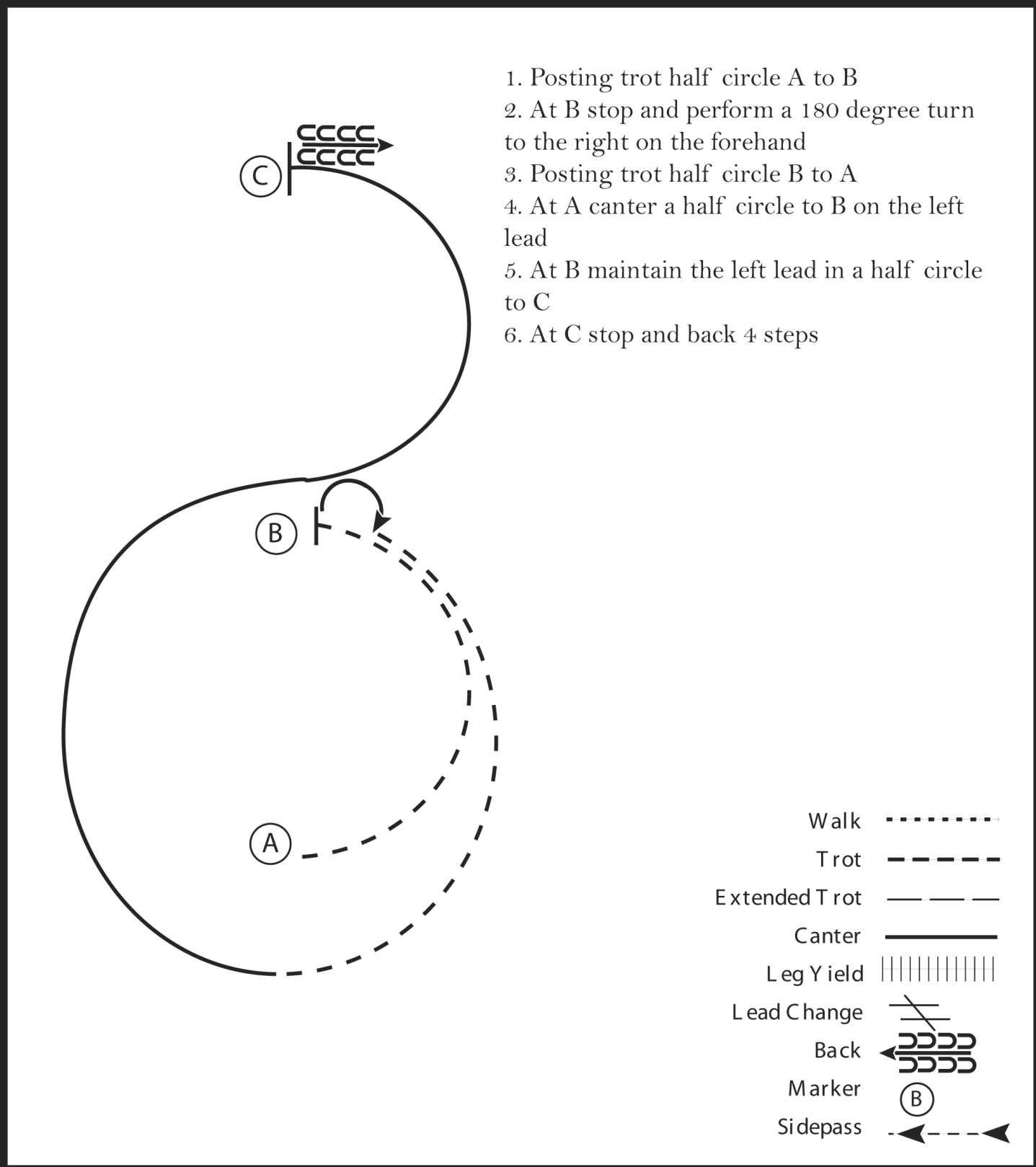
# Dal-Worth Spring Spectacular

## All Hunt Seat Eq, except Walk/Trot

Show Date: 04-29-2022

w w w . H o r s e S h o w P a t t e r n s . c o m

w w w . H o r s e S h o w P a t t e r n s . c o m



1. Posting trot half circle A to B
2. At B stop and perform a 180 degree turn to the right on the forehand
3. Posting trot half circle B to A
4. At A canter a half circle to B on the left lead
5. At B maintain the left lead in a half circle to C
6. At C stop and back 4 steps

- Walk ..... (dotted line)
- Trot - - - - - (dashed line)
- Extended Trot - - - - - (long dashed line)
- Canter \_\_\_\_\_ (solid line)
- Leg Yield ||||| (vertical lines)
- Lead Change / (diagonal line)
- Back ←←←← (left-pointing arrows)
- Marker (B) (circle with letter)
- Sidepass ← - - - - ← (dashed line with arrow)

[HSE/2-7]

Pattern Provided by:

*The Judges*

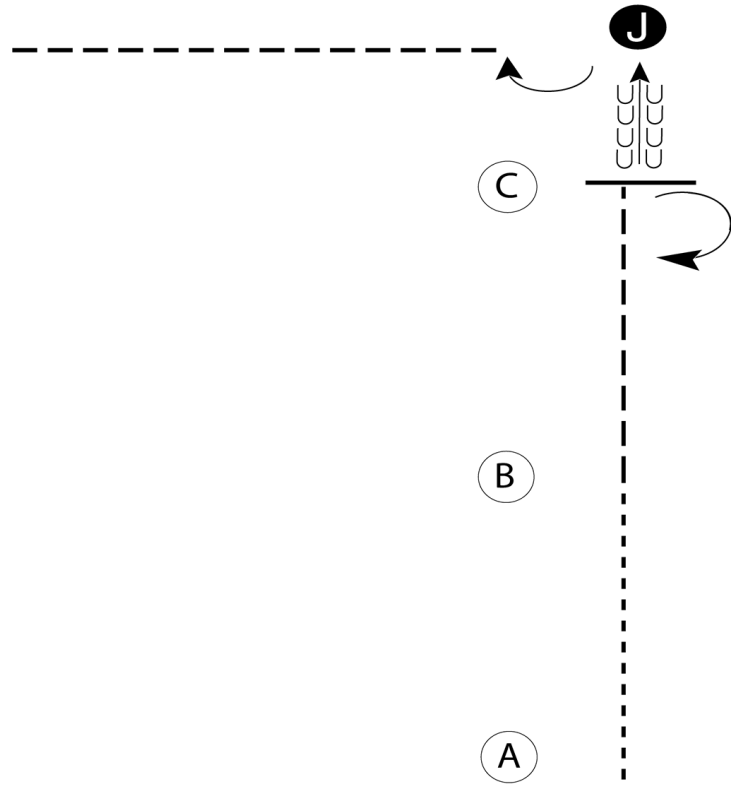
# Dal-Worth Spring Spectacular

## English Showmanship

Show Date: 04-29-2022

w w w . H o r s e S h o w P a t t e r n s . c o m

w w w . H o r s e S h o w P a t t e r n s . c o m



1. Walk from A to B.
2. Trot from B to C.
3. Stop at C and perform a 180 degree turn.
4. Back to Judge, set up for inspection.
5. When dismissed perform a 90 degree turn and trot straight away from Judge.

Walk	-----
Trot	- - - - -
Back	←
Marker	ⓑ
Judge	ⓐ

[S/2-6]

Pattern Provided by:  
*The Judges*