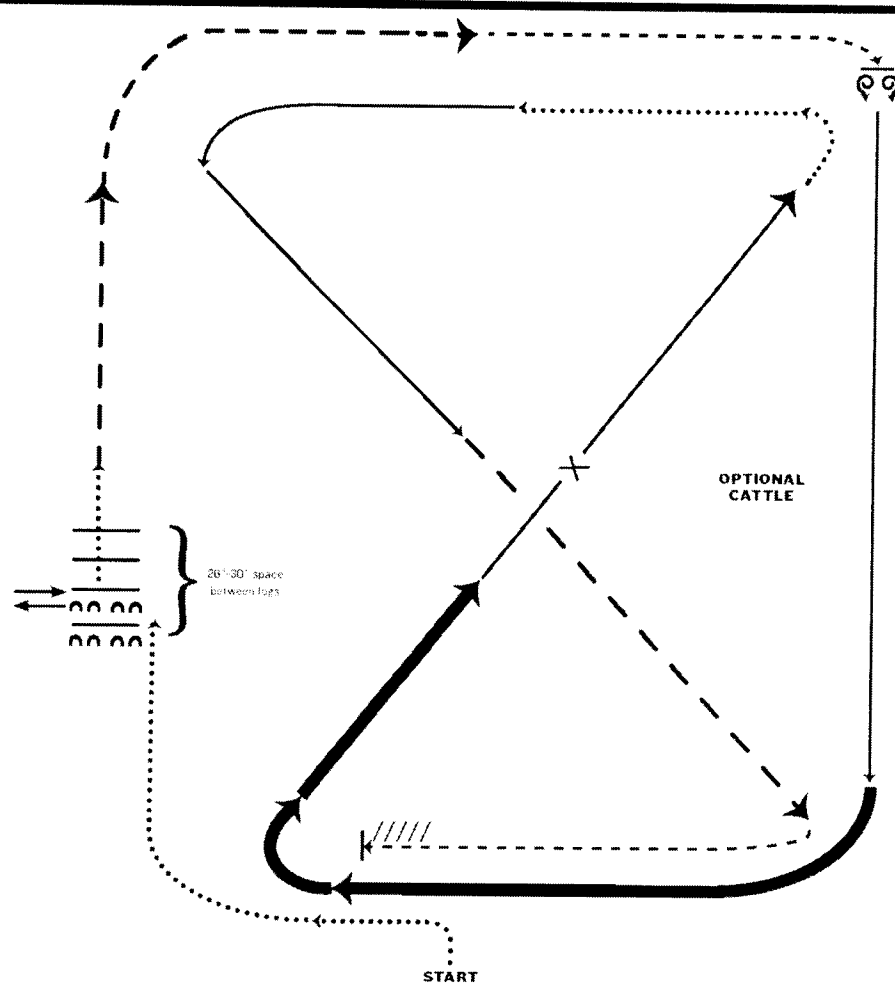


Dal-Worth Summer Sizzler

Ranch Riding (All SR, NP, AM, 19 & Over)

Show Date: 08-22-2025



1. Walk
2. Side pass left across first log, side pass 1/2 way to right
3. Walk across logs
4. Extended trot
5. Trot
6. Stop, 360 degree turn each direction (either direction 1st) (L-R or R-L)
7. Lope right lead
8. Extended lope (right lead)
9. Collect lope, change leads (simple or flying)
10. Walk
11. Lope left lead
12. Extended trot
13. Trot
14. Stop and back

Note: The flow of the pattern is to be performed only once for the general class. Exemptions will utilize the alternate pattern.

[RR/AQHA-8]

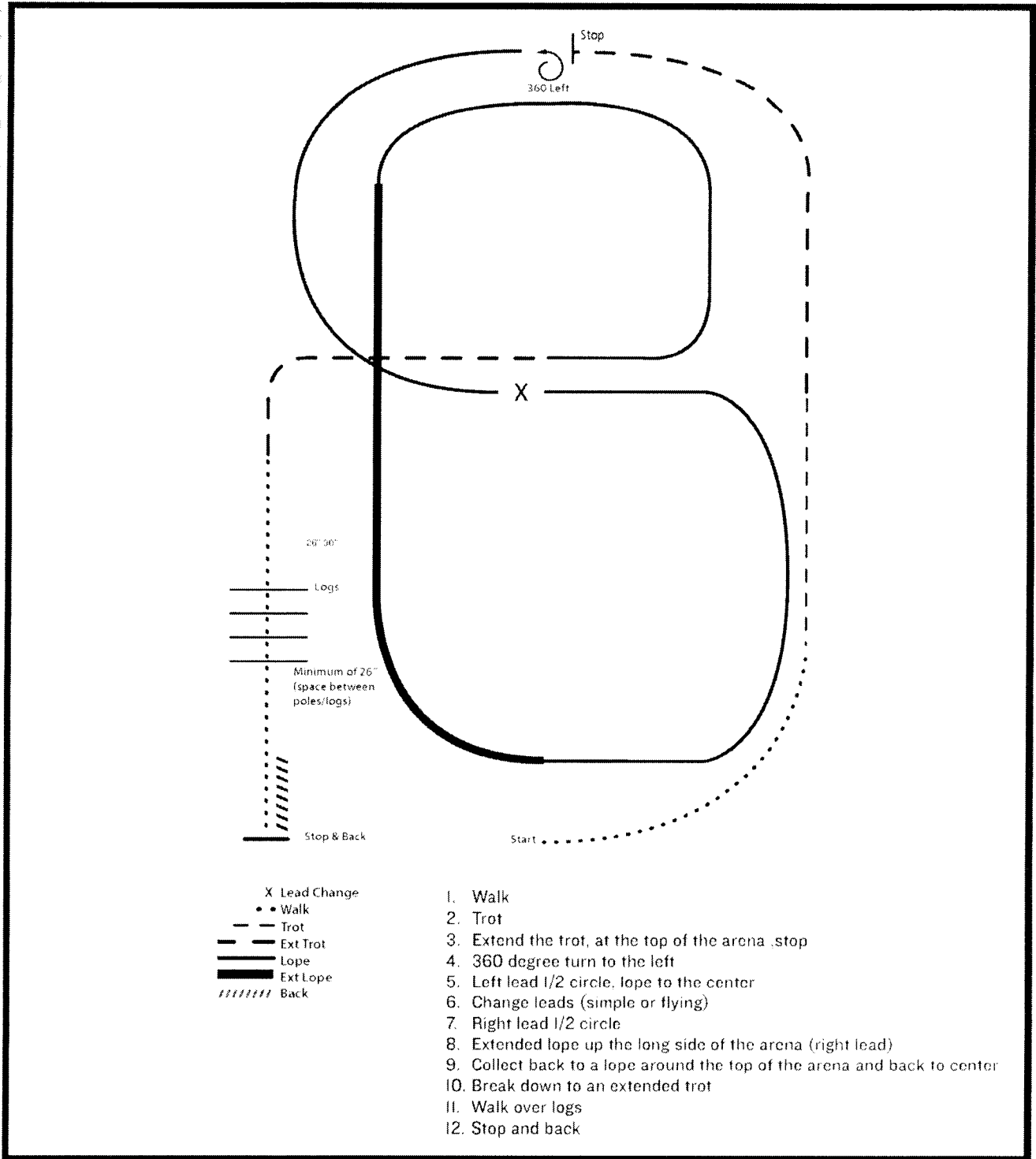
Pattern Provided by:

Judges

Dal-Worth Summer Sizzler

Ranch Riding (All Junior, Green, Youth)

Show Date: 08-22-2025



[RR/AQHA-1]

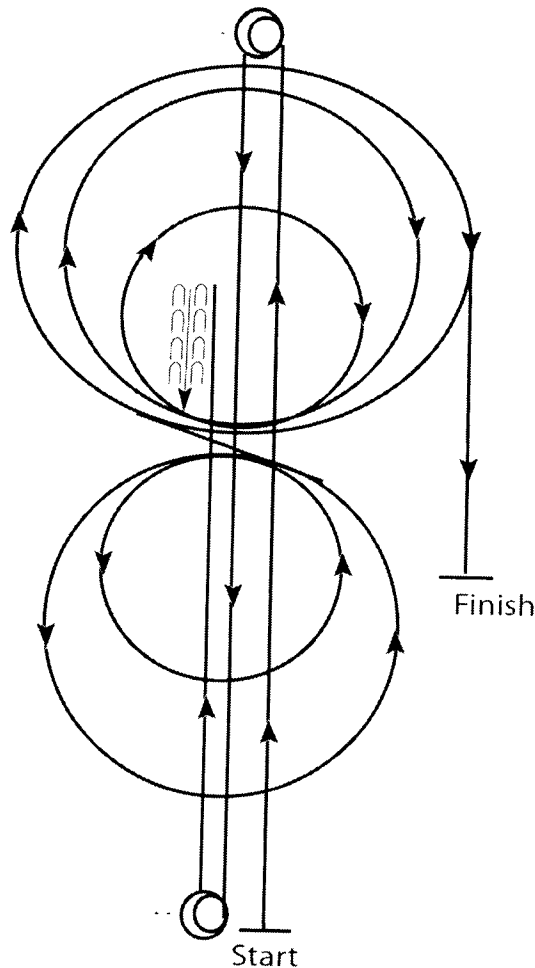
Pattern Provided by:

Judges

Dal-Worth Summer Sizzler

Boxing and Working Cow Horse (All Classes)

Show Date: 08-22-2025



Pattern 1

1. Start at end of arena.
2. Run up center of arena past the end marker and come to a sliding stop. Complete 3 1/2 spins to the left.
3. Run to other end of arena past the end marker and stop. Complete 3 1/2 spins to the right.
4. Run past the center marker and stop.
5. Back at least 10 feet in a straight line.
6. Complete 1/4 turn to the left, hesitate. Beginning on the right lead, complete 2 circles to the right, the first one small and slow, and the second large and fast. Change leads at the center of the arena.
7. Complete one small, slow circle and one large, fast circle. Change leads to the right.
8. Run around end of arena to the other side, past center marker, at least 20 feet from fence and come to sliding stop.
9. Hesitate to complete pattern.

[NRCHAWC/4]

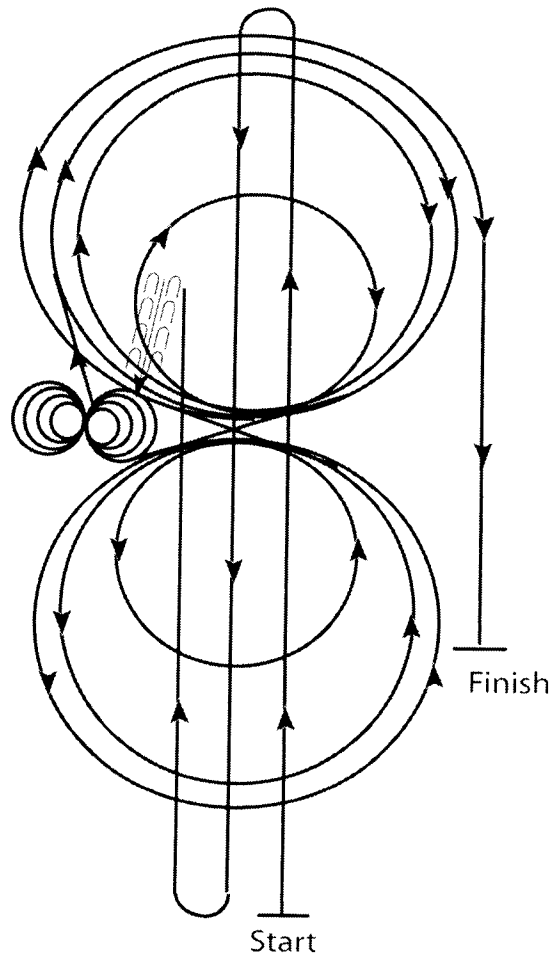
Pattern Provided by:

Judges

Dal-Worth Summer Sizzler

Reining (All Classes)

Show Date: 08-22-2025



1. Run at speed to the far end of the arena past the end marker and do a left rollback – no hesitation.
 2. Run to the opposite end of the arena past the end marker and do a right rollback – no hesitation.
 3. Run past the center marker and do a sliding stop. Back up to the center of the arena at least ten feet (3m). Hesitate.
 4. Complete four spins to the right.
 5. Complete four and one-quarter spins to the left so that horse is facing left wall or fence. Hesitate.
 6. Beginning on the right lead, complete three circles to the right: the first two circles large and fast; the third circle small and slow. Change leads at the center of the arena.
 7. Complete three circles to the left: the first two circles large and fast; the third circle small and slow. Change leads at the center of the arena.
 8. Begin a large fast circle to the right but do not close this circle. Run straight down the right side of the arena past the center marker and do a sliding stop at least twenty feet (6.09m) from the wall or fence. Hesitate to demonstrate completion of the pattern.
- Rider may dismount and drop bridle to the designated judge.

[R/NRHAP-7]

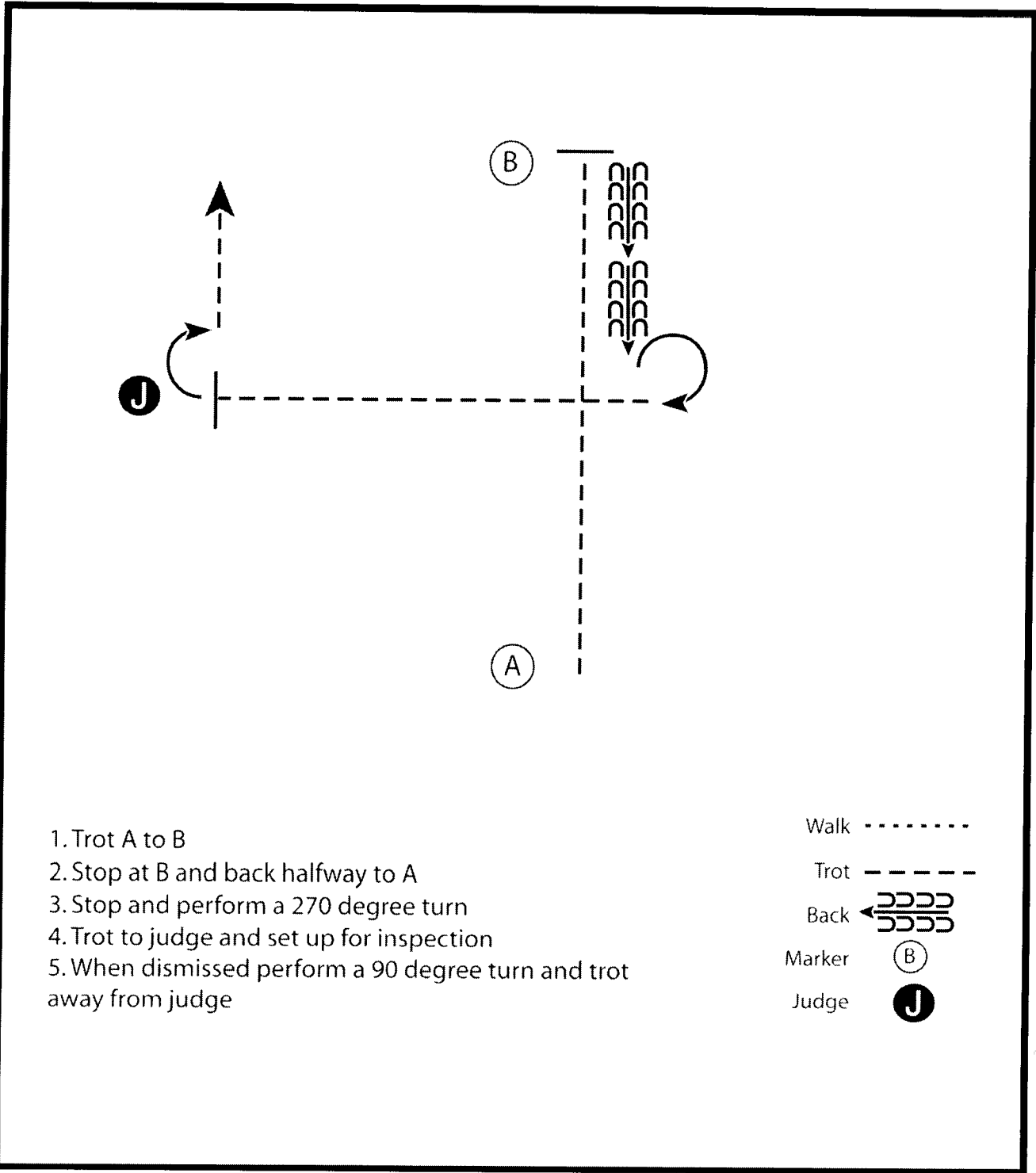
Pattern Provided by:

Judges

Dal-Worth Summer Sizzler

Showmanship (All Classes Except Novice/WT)

Show Date: 08-22-2025



1. Trot A to B
2. Stop at B and back halfway to A
3. Stop and perform a 270 degree turn
4. Trot to judge and set up for inspection
5. When dismissed perform a 90 degree turn and trot away from judge

Walk
Trot -----
Back ← [Backward Arrow Symbols]
Marker (B)
Judge (J)

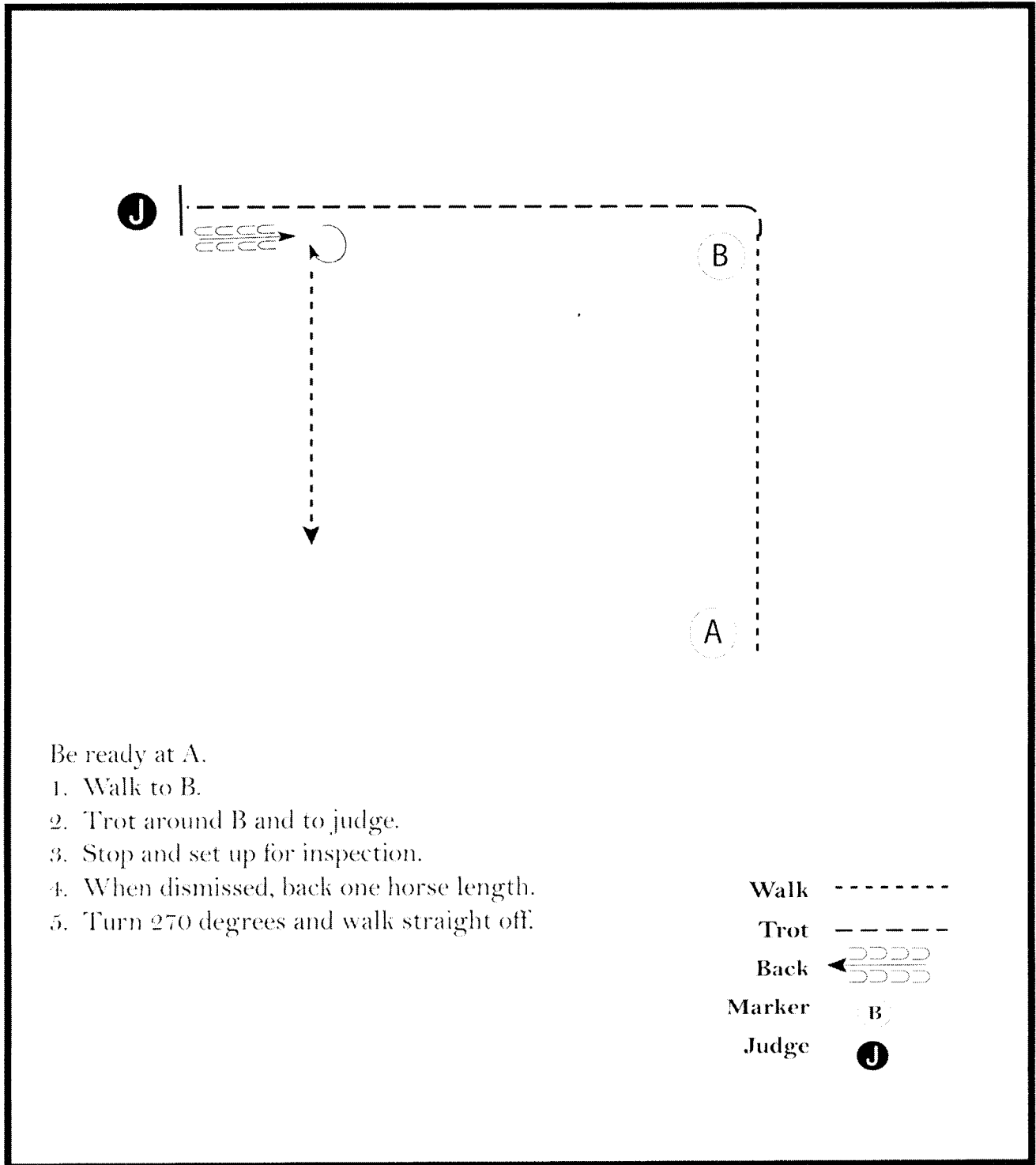
[S/2-3]

Pattern Provided by:
Judges

Dal-Worth Summer Sizzler

Showmanship (All Novice & Walk Trot)

Show Date: 08-22-2025



[S/1-23]

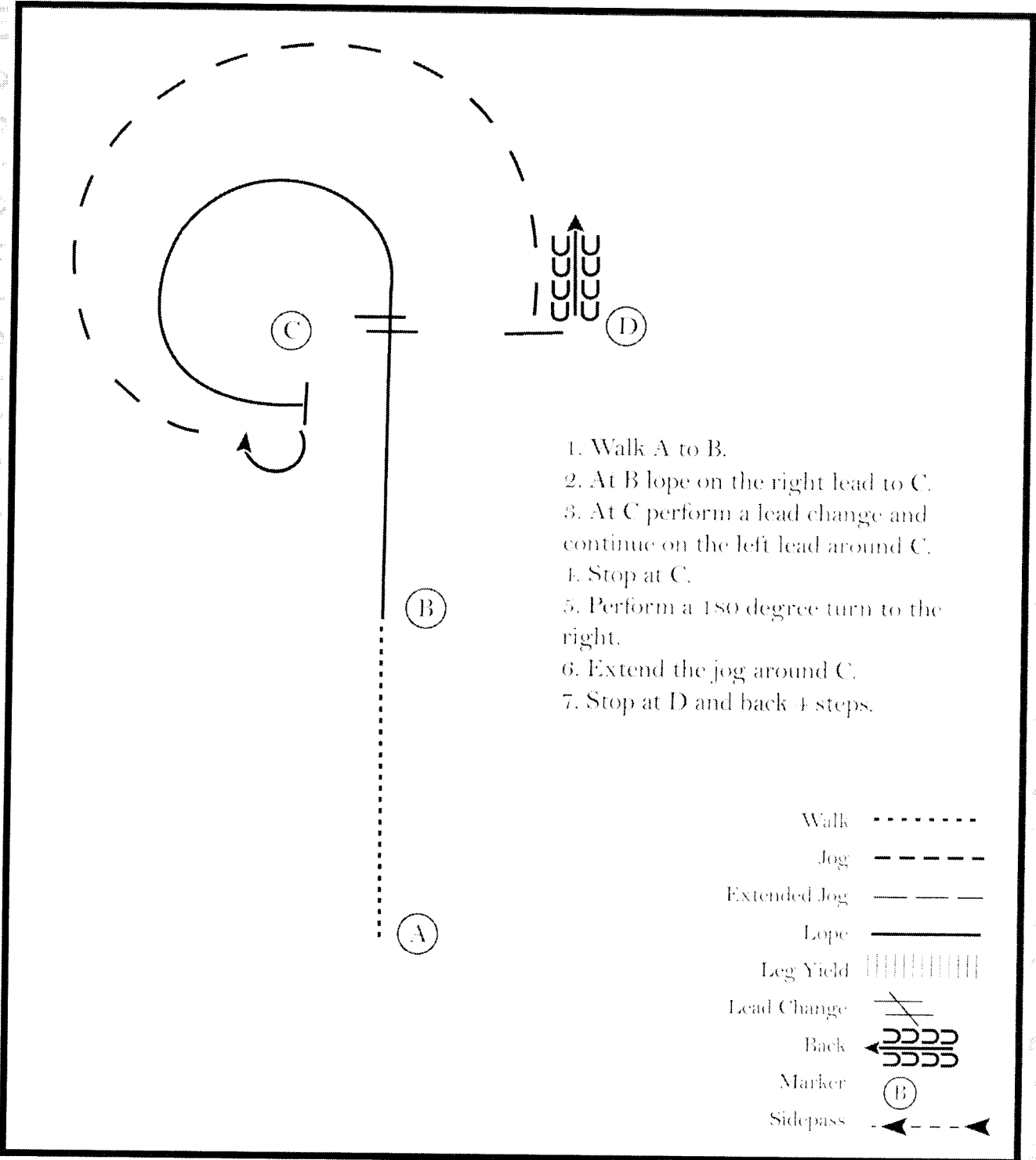
Pattern Provided by:

Judges

Dal-Worth Summer Sizzler

Bareback Equitation (All Classes)

Show Date: 08-22-2025



Pattern Provided by:

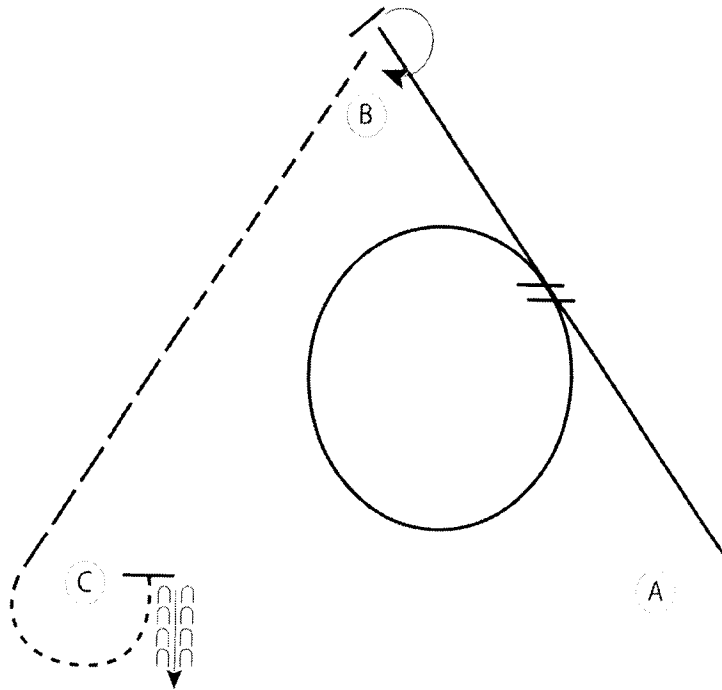
Judges

[WH/2-1]

Dal-Worth Summer Sizzler

Horsemanship (All NP, AM, Youth - 282-283, 291-301)

Show Date: 08-22-2025



Be ready at A.

1. Lope on the left lead towards B.
 2. Halfway between A and B lope a circle to the left on the left lead.
 3. Half way between A and B perform a simple lead change.
 4. Lope past B. Stop and perform a 225 degree turn to the right.
 5. Jog towards C.
 6. Halfway between B and C extend the jog.
 7. At C walk, walk around C.
 8. At C stop and back approximately one horse length.
- Follow the instructions of your ring steward.

Walk	-----
Jog	- - - - -
Extended Jog	- - - - -
Lope	—————
Leg Yield	
Lead Change	⊕ ⊕
Back	⊕ ⊕ ←
Marker	⊙ B
Sidepass	← ←

[WH/3-3]

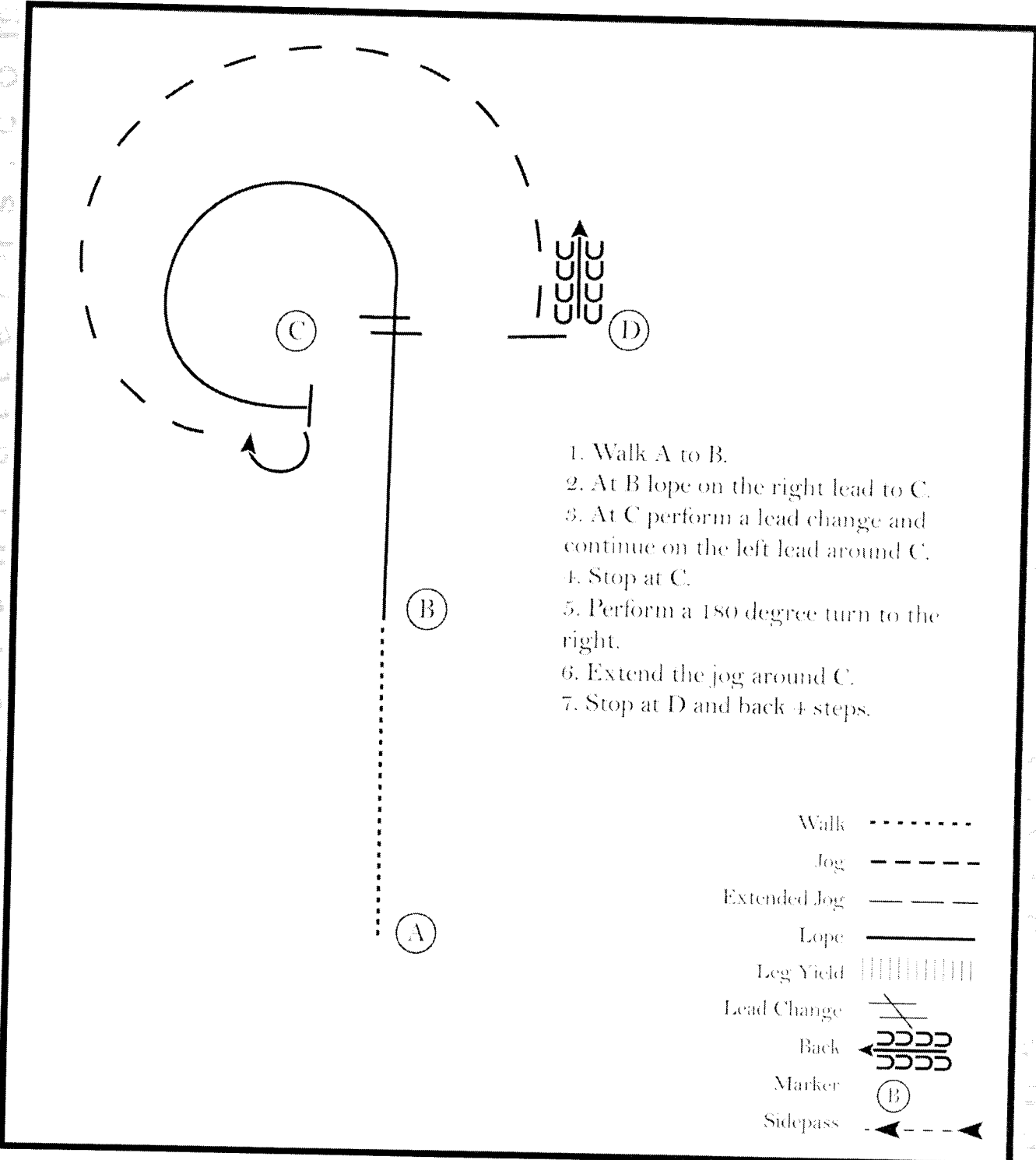
Pattern Provided by:

Judges

Dal-Worth Summer Sizzler

Horsemanship (All Novice, Masters, Elite - 302-310)

Show Date: 08-22-2025



1. Walk A to B.
2. At B lope on the right lead to C.
3. At C perform a lead change and continue on the left lead around C.
4. Stop at C.
5. Perform a 180 degree turn to the right.
6. Extend the jog around C.
7. Stop at D and back 4 steps.

Walk
Jog	-----
Extended Jog	-----
Lope	—————
Leg Yield	
Lead Change	↗↘
Back	←←←←
Marker	⊙
Sidepass	←←←←

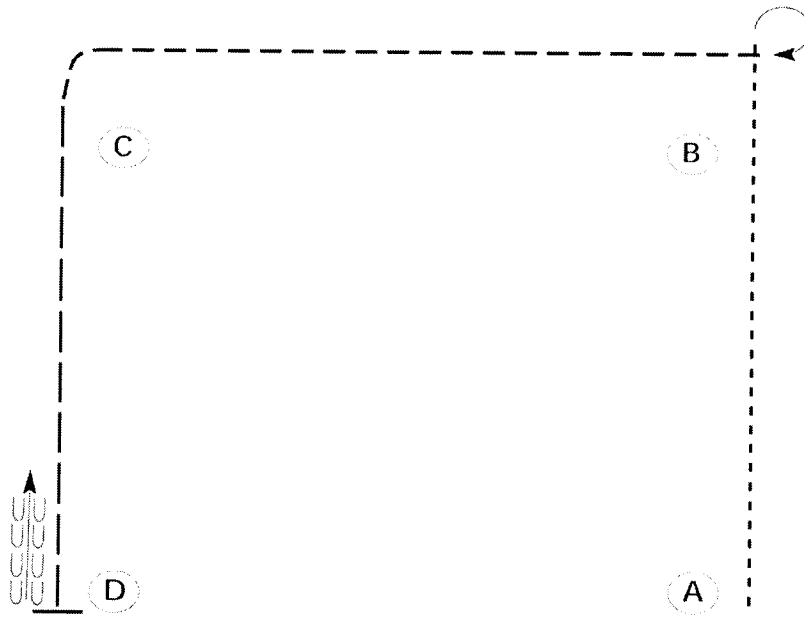
Pattern Provided by:
Judges

[WH/2-1]

Dal-Worth Summer Sizzler

Horsemanship (All Walk Trot - 284-290)

Show Date: 08-22-2025



Be ready at A.

1. Walk from A to B.
2. Stop past B and execute a 270 degree turn to the right.
3. Jog from B around C.
4. Extend the jog from C to D.
5. Stop at D and back one horse length.

Please exit at a jog.

Walk	-----
Jog	-----
Extended Jog	-----
Lope	-----
Leg Yield	
Lead Change	↘
Back	←←←←←
Marker	⊙ B
Sidepass	←←←←←

[WH/WT-23]

Pattern Provided by:

Judges

Dal-Worth Summer Sizzler

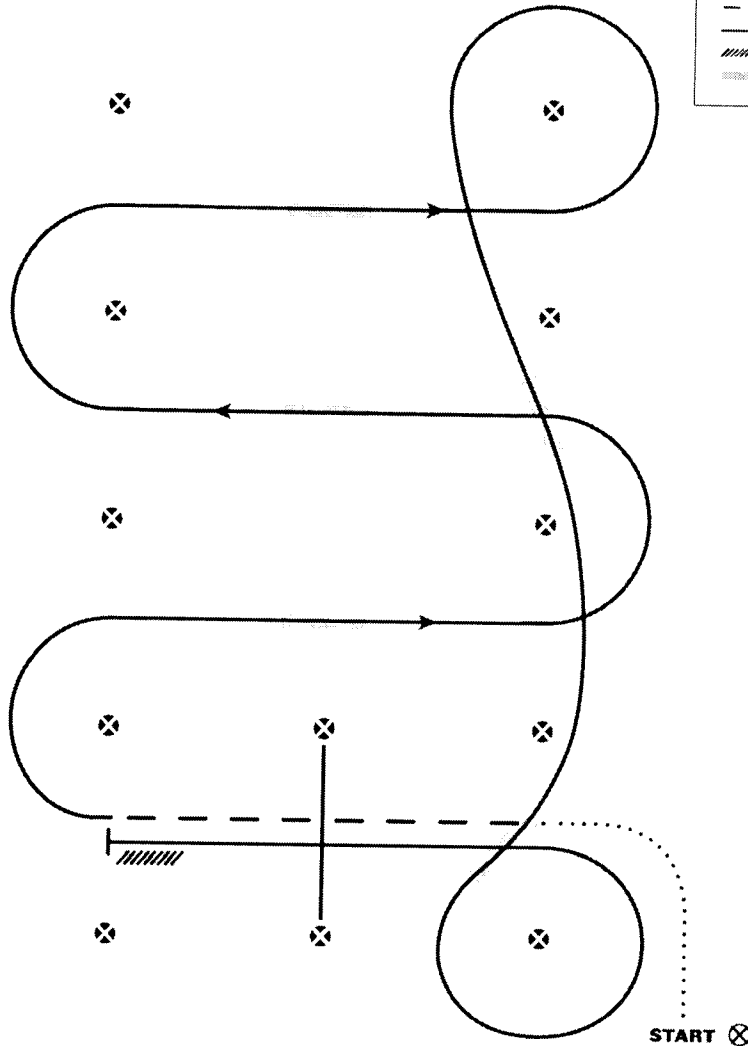
Western Riding (All Green)

Show Date: 08-22-2025

LEVEL I WESTERN RIDING PATTERN 7

LEGEND

.....	Walk
---	Jog
—	Lope
////	Back
□	Lead Changing Area



1. Walk at least 15 feet from start cone to the first marker, as drawn, transition to jog, jog over log.
2. Transition to the lope right lead
3. First crossing change
4. Second crossing change
5. Third crossing change
6. Circle & first line change
7. Second line change & circle
8. Lope over log
9. Stop & back

Revised 06-07-2021

[WR/GP-7]

Pattern Provided by:

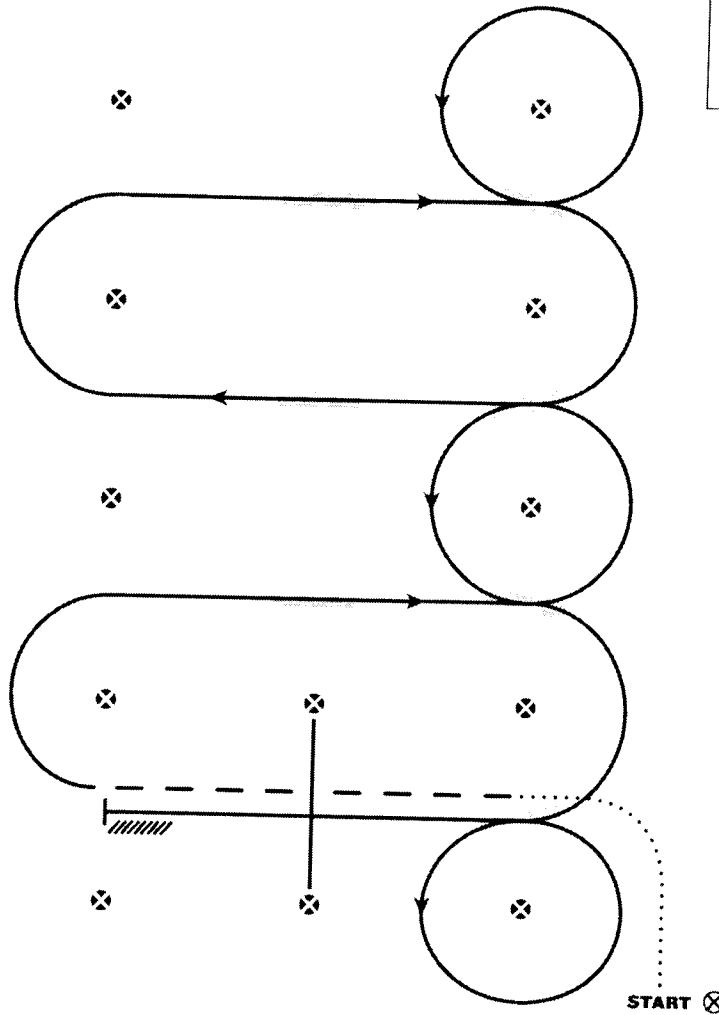
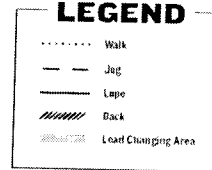
Judges

Dal-Worth Summer Sizzler

Western Riding (All Except Green)

Show Date: 08-22-2025

WESTERN RIDING - PATTERN 7



1. Walk at least 15 feet from start cone to the first marker, as drawn, transition to jog, jog over log.
2. Transition to the lope right lead
3. First crossing change
4. Second crossing change
5. Third crossing change
6. Circle & first line change
7. Second line change
8. Third line change
9. Fourth line change & circle
10. Lope over log
11. Lopc. stop & back

Revised 06 07 2021

Pattern Provided by:

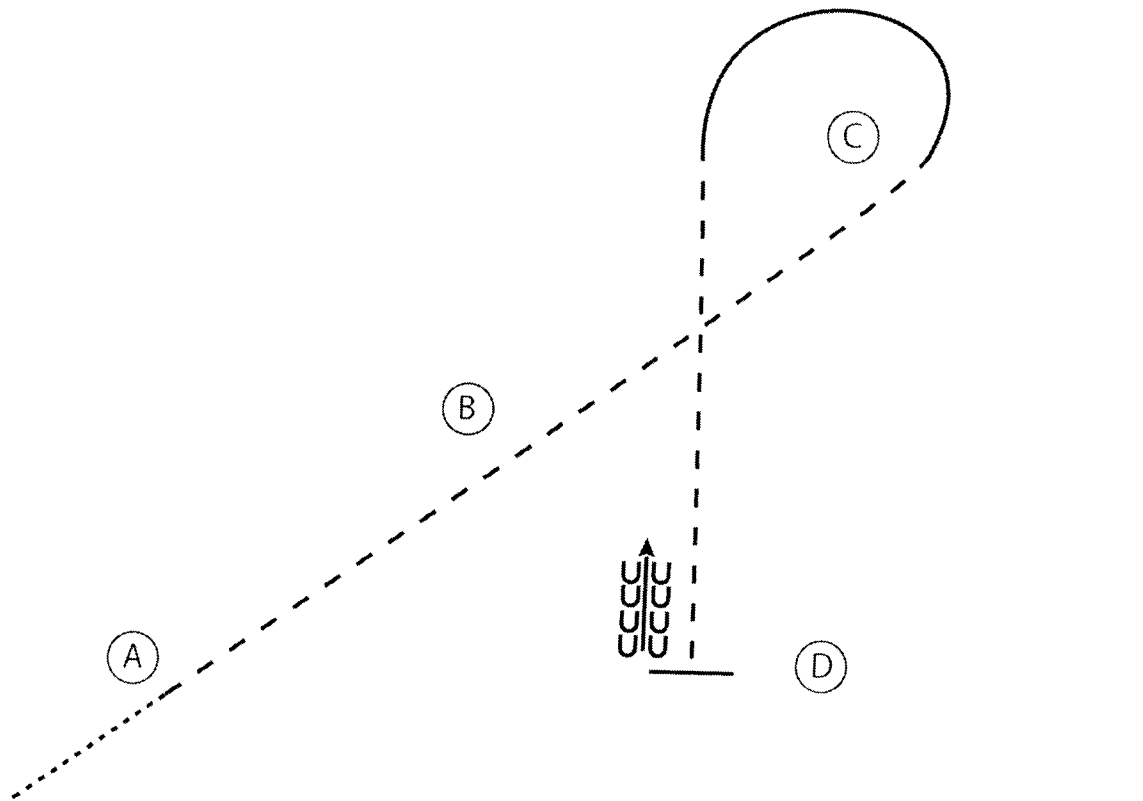
Judges

[WR/OP-7]

Dal-Worth Summer Sizzler

Hunt Seat Equitation (All Novice, Masters, Elite - 465-473)

Show Date: 08-22-2025



1. Walk to A
2. Sitting trot to B
3. Posting trot to C on the right diagonal
4. At C canter a half circle on the left lead
5. At C posting trot to D on the left diagonal
6. Stop at D and back 4 steps

- Walk (dotted line)
- Trot - - - - - (dashed line)
- Extended Trot — — — — — (solid line)
- Canter ————— (thick solid line)
- Leg Yield ||||| (vertical lines)
- Lead Change / (diagonal slash)
- Back ←←←←← (left-pointing arrows)
- Marker (B) (circle with B)
- Sidepass ← - - - - ← (dashed line with arrow)

Pattern Provided by:
Judges

[HSE/2-2]

