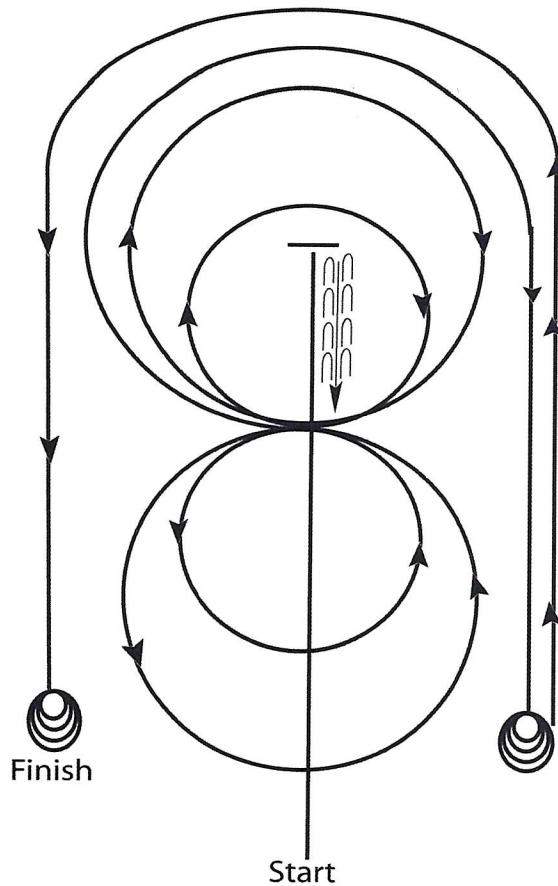


DAL-WORTH SPRING SPECTACULAR

NRCHA Working Cowhorse

Show Date: MAY 16 - 17, 2026



Pattern 1

1. Start at end of arena. Run down middle past center marker to a sliding stop.
2. Back at least 10 feet to center. 1/4 turn left.
3. Pickup right lead, big fast circle, small slow circle.
4. Change leads to left, big fast circle, small slow circle.
5. Change leads to right, do not close this circle.
6. Run around end of arena and down the side (approximately 20 feet from fence) past center marker and come to a sliding stop.
7. Complete 3 1/2 turns to the right.
8. Continue back down side and end of arena to other side (approximately 20 feet from fence) go past center marker and come to a sliding stop.
9. Complete 3 1/2 turns to the left.
10. Hesitate to complete pattern.

[NRCHAWC/1]

Pattern Provided by:

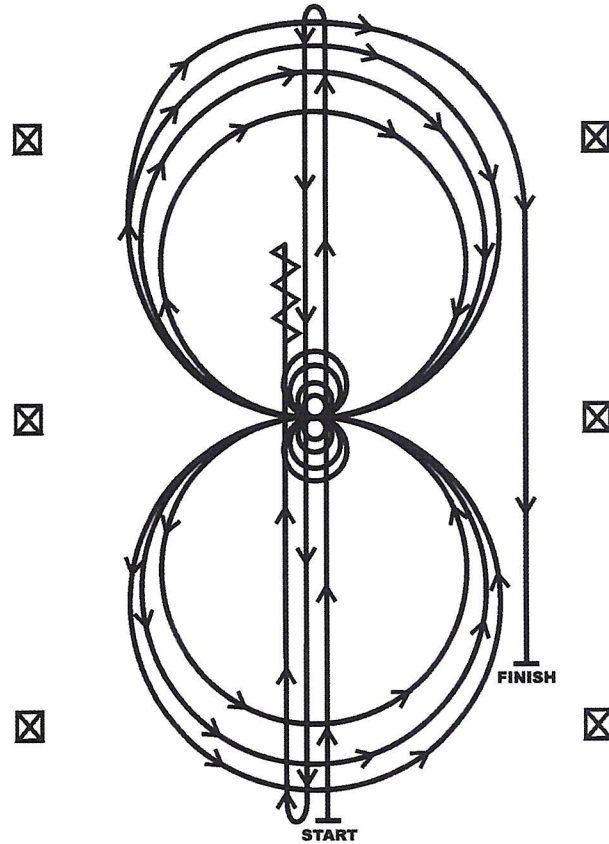
Judges

DAL-WORTH SPRING SPECTACULAR

Reining

Show Date: MAY 16 - 17, 2026

REINING PATTERN 7



1. Run at speed to the far end of the arena past the end marker and do a left rollback—no hesitation.
2. Run to the opposite end of the arena past the end marker and do a right rollback—no hesitation.
3. Run past the center marker and do a sliding stop. Back up to the center of the arena or at least ten feet (three meters). Hesitate.
4. Complete four spins to the right. Hesitate.
5. Complete four and one-quarter spins to the left so that horse is facing left wall or fence. Hesitate.
6. Beginning on the right lead, complete three circles to the right: the first two circles large fast; the third circle small and slow. Change leads at the center of the arena.
7. Complete three circles to the left: the first two circles large fast; the third circle small and slow. Change leads at the center of the arena.
8. Begin a large circle to the right but do not close this circle. Run straight down the right side of the arena past the center marker and do a sliding stop at least twenty feet (six meters) from the wall or fence. Hesitate to demonstrate completion of the pattern.

[R/AQHAP-7]

Pattern Provided by:

Judges

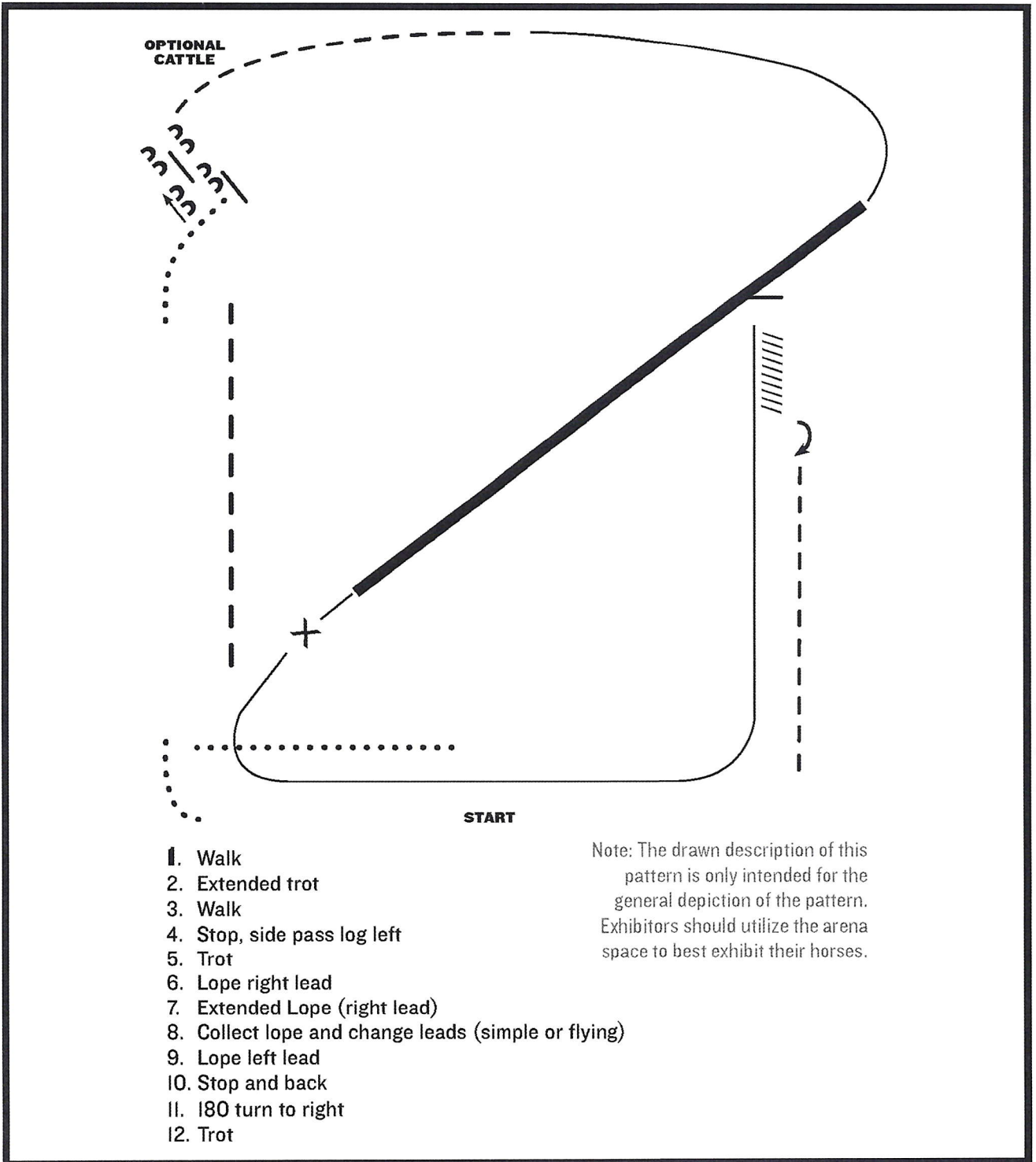
DAL-WORTH SPRING SPECTACULAR

RANCH RIDING (WT WILL EXTEND TROT - NOT LOPE)

Show Date: MAY 16 - 17, 2026

www.HorseShowPatterns.com

www.HorseShowPatterns.com



1. Walk
2. Extended trot
3. Walk
4. Stop, side pass log left
5. Trot
6. Lope right lead
7. Extended Lope (right lead)
8. Collect lope and change leads (simple or flying)
9. Lope left lead
10. Stop and back
11. 180 turn to right
12. Trot

Note: The drawn description of this pattern is only intended for the general depiction of the pattern. Exhibitors should utilize the arena space to best exhibit their horses.

[RR/AQHA-10]

Pattern Provided by:

Judges

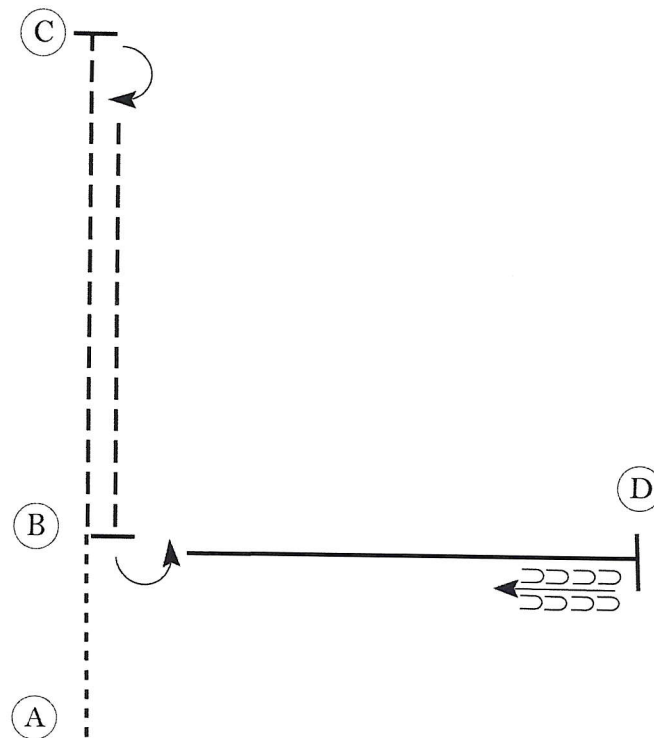
DAL-WORTH SPRING SPECTACULAR

SADDLE SEAT EQUITATION

Show Date: MAY 16 - 17, 2026

www.HorseShowPatterns.com

www.HorseShowPatterns.com



Be ready at A.

1. Walk A to B.
2. At B, posting trot on the left diagonal to C.
3. *At C, stop and reverse to the right*
4. Posting trot on the right diagonal to B.
5. *At B, stop and reverse to the left*
6. Canter on the right lead to D.
7. At D stop and back four steps.

Walk
Trot	-----
Extended Trot	-----
Canter	—————
Leg Yield	
Lead Change	↘
Back	←←←←
Marker	Ⓚ
Sidepass	←- - - -
Hand Gallop	———

[SSE/20]

Pattern Provided by:

Judges

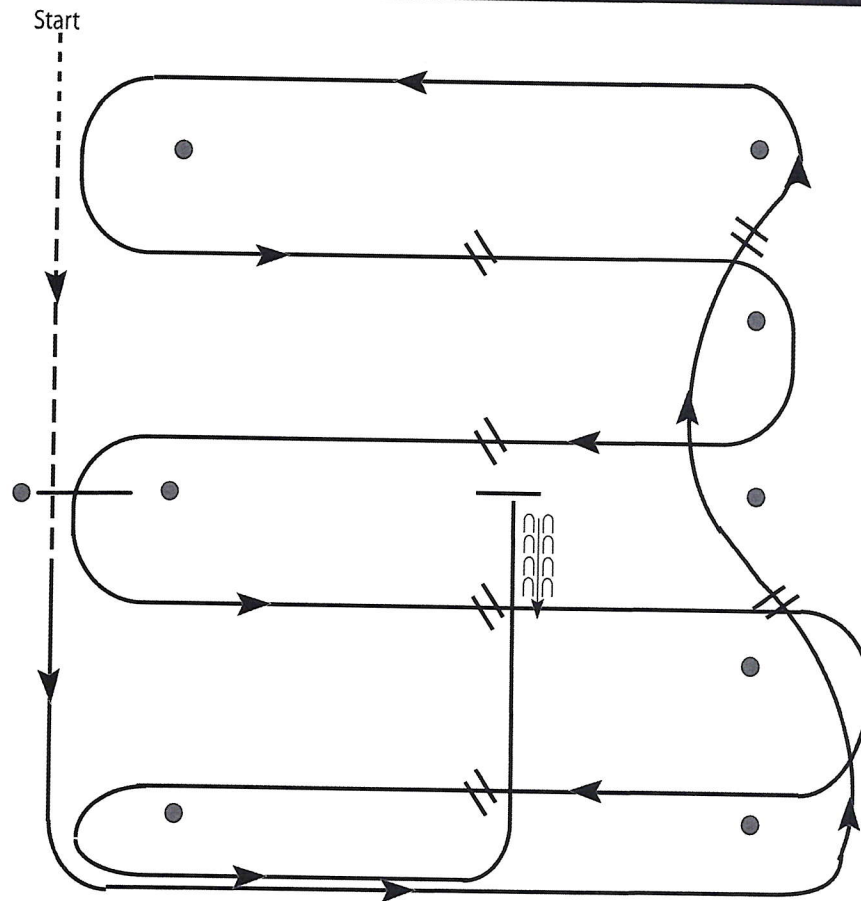
DAL-WORTH SPRING SPECTACULAR

GREEN WESTERN RIDING

Show Date: MAY 16 - 17, 2026

W W W . H o r s e S h o w P a t t e r n s . c o m

W W W . H o r s e S h o w P a t t e r n s . c o m



1. Walk at least 15' & jog over log.
2. Transition to left lead and lope around end.
3. First line change.
4. Second line change. Lope around end of arena
5. First crossing change.
6. Second crossing change.
7. Lope over log.
8. Third crossing change.
9. Fourth crossing change.
10. Lope up the center, stop and back.

Pattern Provided by:

Judges

[WR/GP-1]

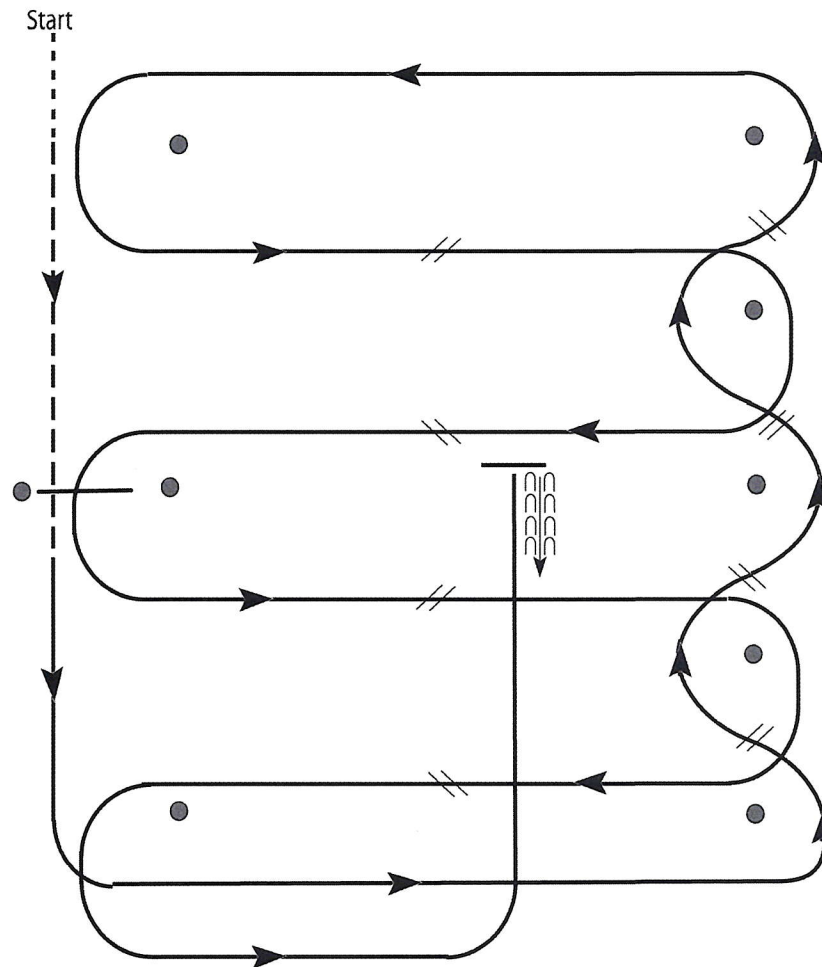
DAL-WORTH SPRING SPECTACULAR

WESTERN RIDING

Show Date: MAY 16 - 17, 2026

www.HorseShowPatterns.com

www.HorseShowPatterns.com



1. Walk and jog over log.
2. Transition to lope and lope around end.
3. First line change.
4. Second line change.
5. Third line change.
6. Fourth line change and lope around the end of the arena.
7. First crossing change.
8. Second crossing change.
9. Lope over log.
10. Third crossing change.
11. Fourth crossing change.
12. Lope up the center, stop and back.

[WR/OP-1]

Pattern Provided by:

Judges

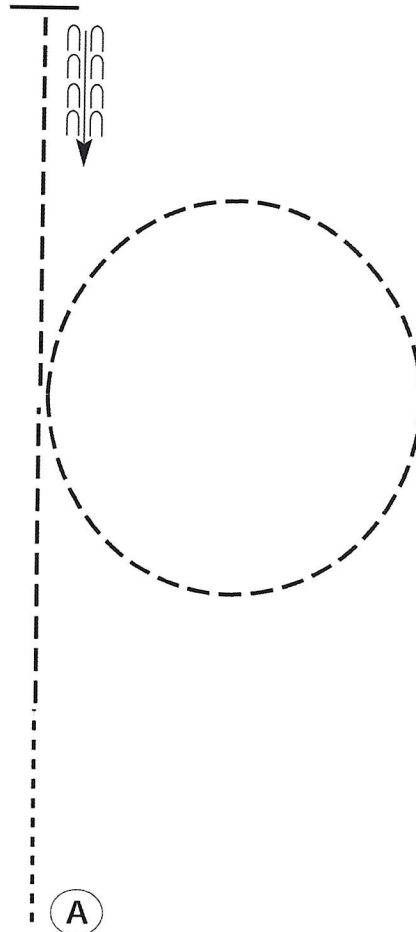
DAL-WORTH SPRING SPECTACULAR

WT HUNT SEAT EQUITATION

Show Date: MAY 16 - 17, 2026

W W W . H O R S E S H O W P A T T E R N S . C O M

W W W . H O R S E S H O W P A T T E R N S . C O M



Be ready at A.

1. Walk for 3-4 strides.
2. Posting trot on the right diagonal for 6 strides.
3. Change diagonals and trot a circle to the right.
4. When at the center, sitting trot in a straight line for 6-8 strides.
5. Halt and back approximately one horse length.

Follow the instructions of your ring steward.

Walk	-----
Trot	- - - - -
Extended Trot	-----
Canter	-----
Leg Yield	
Lead Change	
Back	←←←←←
Marker	⊙
Sidepass	←-----→
Hand Gallop	-----

[HSE/WT-63]

Pattern Provided by:

Judges

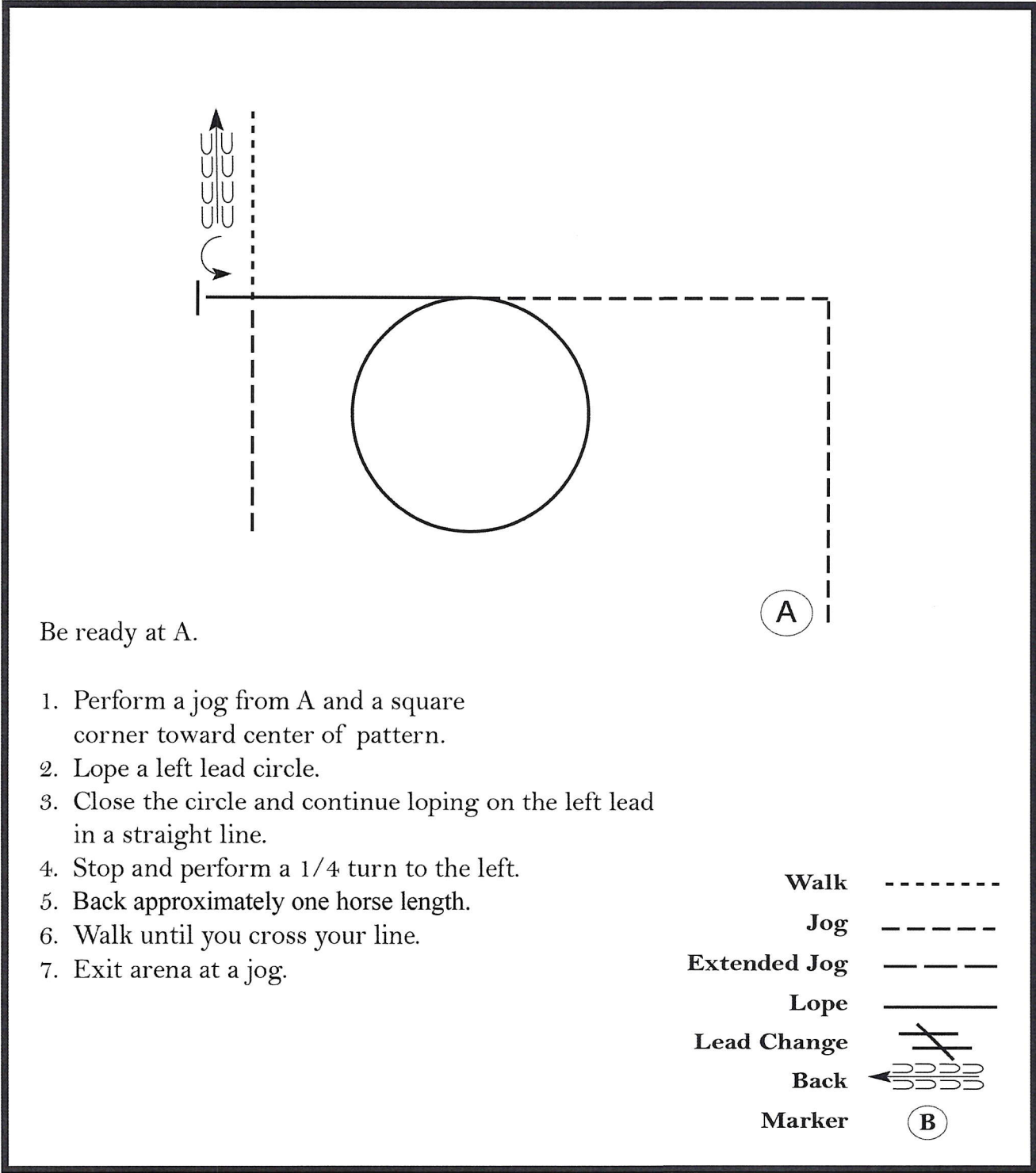
DAL-WORTH SPRING SPECTACULAR

Western Horsemanship (NOVICE WESTERN HORSEMANSHIP)

Show Date: MAY 16 - 17, 2026

w w w . H o r s e S h o w P a t t e r n s . c o m

w w w . H o r s e S h o w P a t t e r n s . c o m



Be ready at A.

1. Perform a jog from A and a square corner toward center of pattern.
2. Lope a left lead circle.
3. Close the circle and continue loping on the left lead in a straight line.
4. Stop and perform a 1/4 turn to the left.
5. Back approximately one horse length.
6. Walk until you cross your line.
7. Exit arena at a jog.

- Walk - - - - -
- Jog - - - - -
- Extended Jog - - - - -
- Lope | | | | |
- Lead Change / \ / \ / \
- Back ← ← ← ← ←
- Marker (B)

[WH/1-104]

Pattern Provided by:
Judges


DAL-WORTH SPRING SPECTACULAR

WJ WESTERN HORSEMANSHIP

Show Date: MAY 16 - 17, 2026

w w w . H o r s e S h o w P a t t e r n s . c o m

w w w . H o r s e S h o w P a t t e r n s . c o m



Be ready at A.

1. Perform a jog from A and a square corner toward center of pattern.
2. Continue the jog in a straight line.
3. Stop and perform a 1/4 turn to the left.
4. Back approximately one horse length
5. Walk until you cross your line.
6. Exit arena at a jog.

Walk	-----
Jog	- - - - -
Extended Jog	— — — —
Lope	
Lead Change	— / —
Back	← ← ← ← ←
Marker	⊙ B

[WH/WT-104]

Pattern Provided by:

Judges

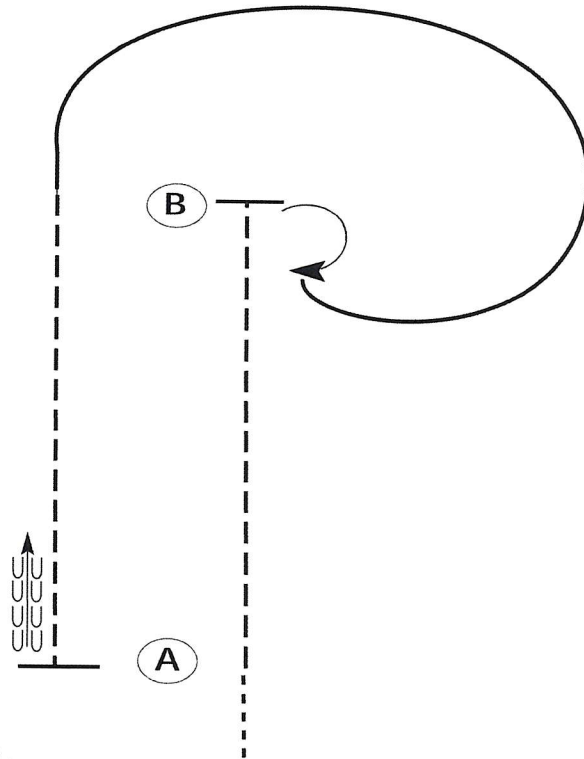
DAL-WORTH SPRING SPECTACULAR

BAREBACK

Show Date: MAY 16 - 17, 2026

www.HorseShowPatterns.com

www.HorseShowPatterns.com



Be ready before A.

1. Walk to A.
2. Jog to B.
3. Turn 180 degrees to the right.
4. Lope on the left lead back around to B.
5. Jog from B to A.
6. Stop at A and back approximately one horse length.

Follow the instructions of your ring steward.

Walk	-----
Jog	- - - - -
Extended Jog	— — — — —
Lope	—————
Leg Yield	
Lead Change	— / —
Back	← ← ← ← ← → → → → →
Marker	⊙ B
Sidepass	← — — — — →

[WH/1-44]

Pattern Provided by:

Judges

DAL-WORTH SPRING SPECTACULAR

HUNT SEAT EQUITATION

Show Date: MAY 16 - 17, 2026

www.HorseShowPatterns.com

Be ready at A.

1. Walk for 3-4 strides.
2. Posting trot on the right diagonal for 6 strides.
3. Canter a circle to the left.
4. Trot a circle to the right on the left diagonal.
5. When at the center, sitting trot in a straight line for 6-8 strides.
6. Halt and back approximately one horse length.

Follow the instructions of your ring steward.

www.HorseShowPatterns.com

Walk	-----
Trot	- - - - -
Extended Trot	— — — — —
Canter	— — — — —
Leg Yield	
Lead Change	— / —
Back	← u u u
Marker	Ⓚ
Sidepass	← - - - - →
Hand Gallop	— — — — —

[HSE/1-63]

Pattern Provided by:

Judges

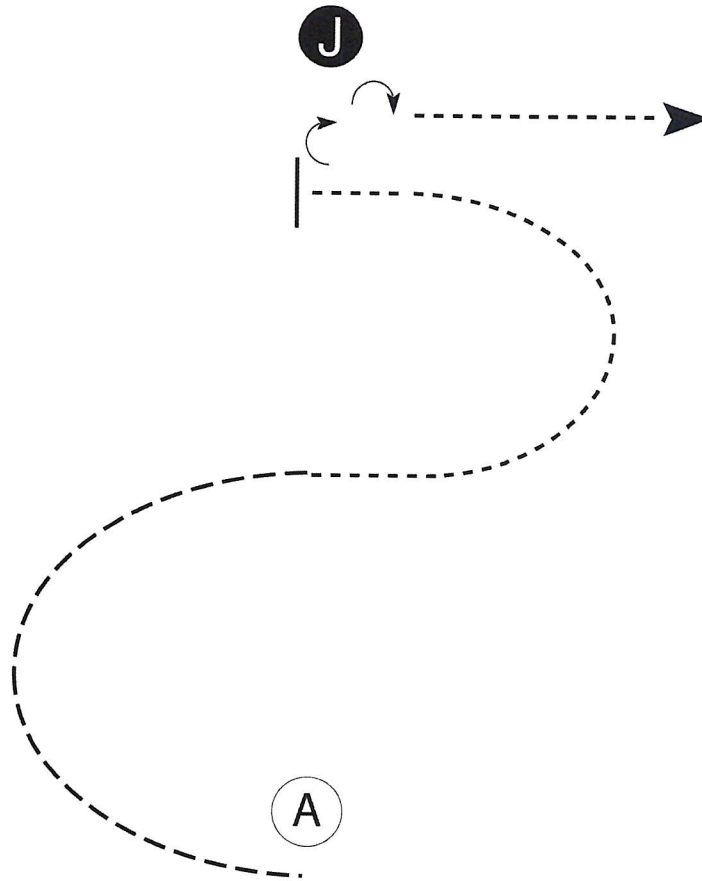
DAL-WORTH SPRING SPECTACULAR

YOUTH WT SHOWMANSHIP

Show Date: MAY 16 - 17, 2026

w w w . H o r s e S h o w P a t t e r n s . c o m

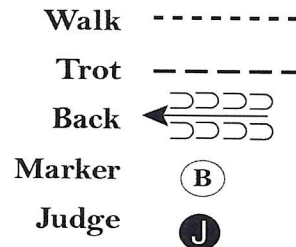
w w w . H o r s e S h o w P a t t e r n s . c o m



Be ready at A.

1. Trot a half circle to center of pattern.
2. Break to a walk and walk a half circle.
3. Stop, perform a 1/4 turn, and set up for inspection.
4. When dismissed, perform a 1/4 turn.
5. Walk to exit.

Follow the instructions of your ring steward.



[S/WT-86]

Pattern Provided by:
Judges

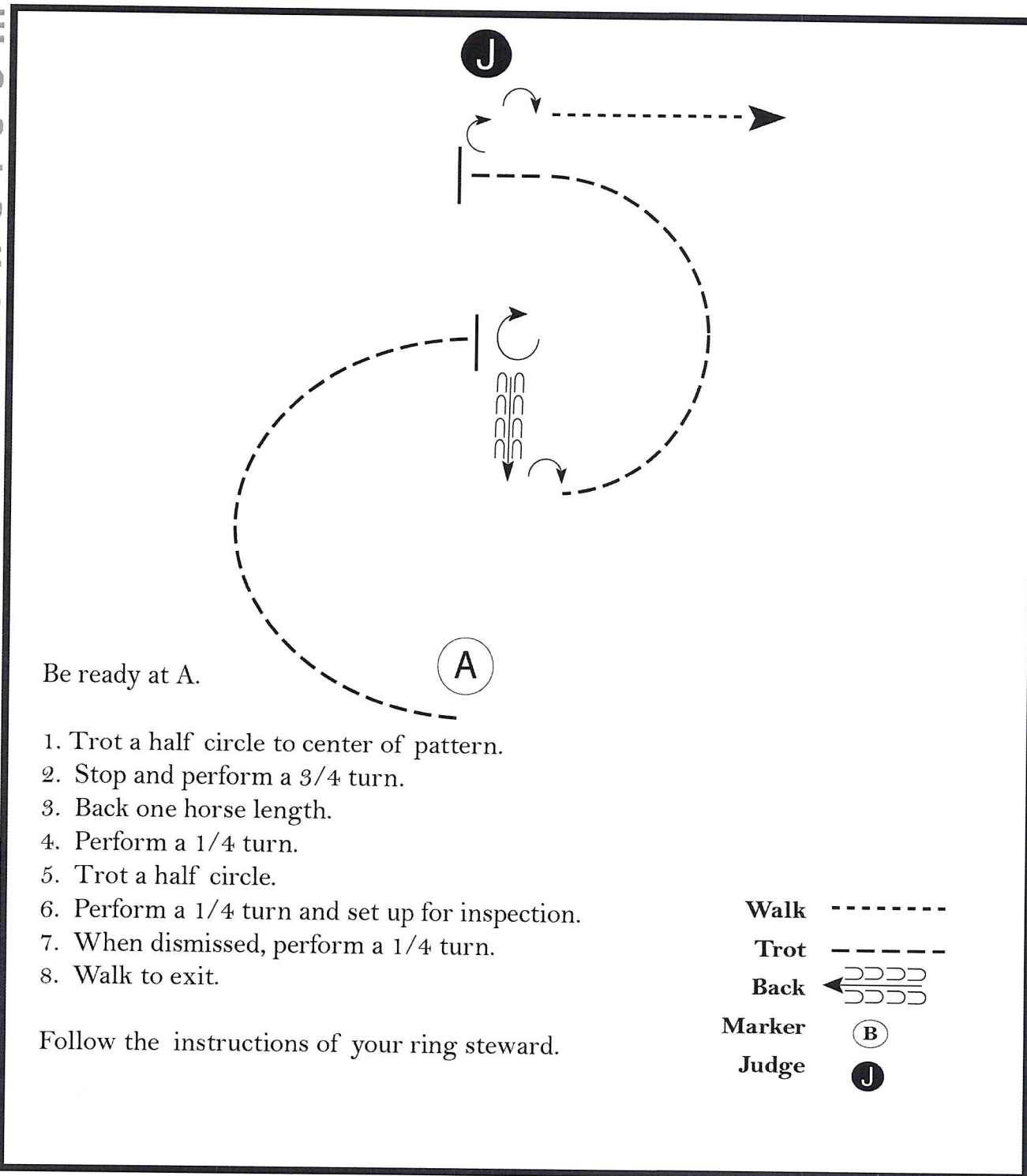
DAL-WORTH SPRING SPECTACULAR

SHOWMANSHIP (AM WT WILL EXTEND WALK NOT TROT)

Show Date: MAY 16 - 17, 2026

www.HorseShowPatterns.com

www.HorseShowPatterns.com



Be ready at A.

1. Trot a half circle to center of pattern.
2. Stop and perform a 3/4 turn.
3. Back one horse length.
4. Perform a 1/4 turn.
5. Trot a half circle.
6. Perform a 1/4 turn and set up for inspection.
7. When dismissed, perform a 1/4 turn.
8. Walk to exit.

Follow the instructions of your ring steward.

- Walk -----
- Trot - - - - -
- Back ←
- Marker (B)
- Judge (J)

Pattern Provided by:
Judges

[S/1-86]